


# CEREMONIES



**Ancient Free and Accepted Masons  
of  
Nebraska**

**2021**



**Ceremonies**  
**of the**  
**Ancient Free & Accepted Masons**  
**of Nebraska**

---

Originally compiled – 1909

Revised – 1962

Revised – 1991

Revised – 1993

Reformatted – 2004

Revised – 2011

Revised - 2021

---

Published by Order of the  
Grand Lodge A.:F.: & A.:M.: of Nebraska

---

# Preface

---

Lincoln, Nebraska

February 6, 2021

*To the Members of the Masonic Fraternity within the Grand Jurisdiction of Nebraska:*

Brethren:

In the revisions of the ceremonies, the Grand Custodian with the assistance of the Committee on Nebraska Work has generally followed the ceremonies (previously combined in the same publication as the Monitor) dating from 1909.

The intent of this update of the manual is to clarify balloting procedures; include a Ceremony for Re-Dedication of Lodges; include narratives for the award of Fifty-Five and Sixty-Five Year Pins; consolidate the Masonic Funeral Service and Masonic Memorial Service into one service; update Masonic Protocol, and add a Rusty Trowel degree narrative. In all cases, the greatest attention was paid to retaining the beauty and solemnity of our rites and rituals.

I certainly appreciate the invaluable assistance of the following brethren who actively participated in this revision: M.W. Philip A. Lorenzen, W.B. Roger A. Deininger & M.W. Scott J. Krieger Sr. (committee on Nebraska work) M.W. Ronald D. Stites, Grand Master, R.W. James A. Carlton, Deputy Grand Master (Grand Lodge of Nebraska).

I submit the results of these labors in the hope that they will meet with the approval and expectations of the Craft.

**Grand Custodian**

W.:B.: Delmar A. Jones, Grand Custodian

**Committee on Nebraska Work**

M.:W.: Philip A. Lorenzen

W.:B.: Roger A. Deininger

M.:W.: Scott J. Krieger, Sr.

---

# Office of the Grand Master

---

Lincoln, Nebraska

February 8, 2021


*To the Master, Wardens, and Brethren of all Subordinate Lodges within the Jurisdiction of the Most Ancient and Honorable Fraternity of Free and Accepted Masons of Nebraska:*

Greetings:

**WHEREAS** at the One Hundred Sixty-fourth Annual Communication of the Most Worshipful Grand Lodge of Ancient Free and Accepted Masons of Nebraska, held in Grand Island on February 5-6, 2021, the assembled delegates by their vote approved the proposed revisions to the ceremonies of this Grand Jurisdiction as prepared and submitted by the Grand Custodian and the Committee on Nebraska Work.

**NOW, THEREFORE**, I, James A. Carlton, Grand Master of Masons in Nebraska make known and direct that the ceremonies as revised by the Grand Custodian W.:B.: Delmar A. Jones, and the Committee on Work, consisting of M.:W.: Philip A. Lorenzen PGM, as Chairman; W.:B.: Roger A. Deininger and M.:W.: Scott J. Krieger, Sr., members, is the adopted ceremonial work for all lodges within this Grand Jurisdiction and that from and after the 8th day of February 2021, it shall be unlawful in this Grand Jurisdiction to use in whole or in part, any ceremony, except as is provided for in the revised ceremonies on February 8, 2021.

**IN WITNESS WHEREOF** I have hereunto set my hand and seal this 8th day of February, 2021, in the City of Lincoln, Nebraska.



A handwritten signature in cursive script that reads "James A. Carlton".

James A. Carlton  
Grand Master

---

# Table of Contents

---

A Guide for Balloting on Petitions .....	1
Instituting a Lodge Under Dispensation .....	3
Constituting a Chartered Lodge .....	5
Laying of Cornerstones.....	11
Dedication of Masonic Lodges .....	22
Lodge Rededication Ceremony .....	31
Reception of Visitors.....	38
Installation of Officers of Subordinate Lodge.....	44
Installation of Grand Lodge Officers .....	53
Year-Pin Presentations .....	60
The Fifty-Year Pin Ceremony .....	60
The Fifty Five-Year Pin Ceremony .....	62
The Sixty-Year Pin Ceremony.....	63
The Sixty Five-Year Pin Ceremony.....	65
The Seventy-Year Pin Ceremony .....	66
The Seventy Five-Year Pin Ceremony .....	67
The Bronze Jordan Medal .....	68
The Gold Jordan Medal.....	69
Masonic Memorial Service .....	70
Rusty Trowel Degree .....	76
Masonic Protocol.....	80
Masonic Calendar.....	82
Rules for Masonic Dates.....	82

## A Guide for Balloting on Petitions

*The Worshipful Master instructs the Junior Deacon to invite the Tyler to enter the Lodge room before proceeding. The door remains closed during balloting.*

*After the report of the Investigating Committee has been read and all pertinent and judicious inquiry as to the qualifications of the candidate has been completed, the Worshipful Master proceeds with the balloting.*

**Worshipful Master:** Brother Senior Deacon \* prepare the ballot box.

*The senior Deacon carries the ballot box to the East, holding it with his left hand and resting it on his right forearm. The Worshipful Master examines the ballot box to ascertain that it contains enough white balls and black cubes for every member present to vote.*

**Worshipful Master:** Brethren, we are about to ballot on the petition of Mr. \_\_\_\_\_ to receive the degrees of Masonry in this lodge. Remember white balls elect, black cubes reject. Look well to your ballot and vote for the good of Masonry.

*The Worshipful Master casts the first ballot. The Senior Deacon then carries the ballot box to each Master Mason member of the lodge (who must rise to ballot, if able) beginning with the members on the North of the Worshipful Master, and continuing to the West via the North Outside Line of March. Proceeding South, on the West Outside line of March, the Senior Deacon collects the Senior Warden's ballot and those of any other Master Mason members in the West, to include the Tyler. He then continues East, by way of the South Outside Line of March, collecting ballots from the Junior Warden and every Master Mason member. After the Senior Deacon collects the last ballot, he carries the ballot box, via the South Outside Line of March, to the Altar. The Senior Deacon then ballots and holds the box above the Altar to indicate the sanctity of the ballot.*

**Worshipful Master:** Brother Senior Deacon, have all balloted, who are entitled to ballot?

**Senior Deacon:** All have balloted who are entitled to ballot, Worshipful Master.

**Worshipful Master:** I declare the ballot closed. \*

*The Senior Deacon closes the ballot box.*

*Note: The Senior Deacon now carries the ballot box with his right hand while resting it on his left forearm. Without being ordered, the Senior Deacon departs the Altar to carry the ballot box to the South and West for examination.*

*The Senior Deacon carries the ballot box to the Junior Warden, holds it over his pedestal, while the Junior Warden examines it. After the Junior Warden examines the contents, the Senior Deacon carries the ballot box to the Senior Warden, via the South and West Outside Lines of March. The Senior Deacon holds the ballot box over the Senior Warden's pedestal while the Senior Warden examines it. After the Senior Warden has completed his examination,*

*the Senior Deacon carries the ballot box to the East, using the West, North, and East Outside Lines of March. While the Senior Deacon is proceeding to the East....*

**Worshipful Master:** Brother Junior Warden \* How goes the ballot in the South?

**Junior Warden:** Clear (or not clear) in the South, Worshipful Master. *After reporting the Junior Warden sits.*

**Worshipful Master:** \*and in the West Brother Senior Warden?

**Senior Warden:** Clear (or not clear) in the West, Worshipful Master. *After reporting the Senior Warden sits.*

*On reaching the East, the Senior Deacon holds the ballot box over the Master's pedestal while the Worshipful Master examines the ballot and then destroys the ballot. The Senior Deacon is then seated.*

**Worshipful Master:** and clear (or not clear) in the East.

**The Worshipful Master** *makes one of these three declarations:*

*(When clear in the East.)* Brethren, by your ballot you have elected Mr. \_\_\_\_\_ to become united with us by initiation.

OR

*(When not clear in the East.)* Brethren, in case of any possible error in voting, we will proceed to re-ballot on the petition of Mr. \_\_\_\_\_. Brother Senior Deacon, you will again prepare the ballot box. Brethren, we are about to re-ballot on the petition of Mr. \_\_\_\_\_ to receive the degrees of Masonry in this lodge. Remember white balls elect and black cubes reject. Look well to your ballot and vote for the good of Masonry.

*The Worshipful Master may order the ballot spread a second, or even a third time, if he has reason to believe a ballot has been cast by mistake.*

OR

*(When not clear in the East.)* Brethren, by your ballot you have rejected the petition of Mr. \_\_\_\_\_ to receive the degrees of Masonry in this lodge. Brother Secretary, you will notify the petitioner in writing.

*The Worshipful Master will destroy the ballot immediately after balloting on each petition. The Worshipful Master allows the Tyler to resume his duties outside the closed door.*

*No Master Mason member may be excused from voting.*



## **Instituting a Lodge Under Dispensation**

*The dispensation for the establishment of a new lodge is issued by the Grand Master, and is sent to the brother named therein as Master, who should promptly acknowledge receipt thereof to the Grand Master. The members named in the dispensation are then notified by the Master to assemble in their lodge room at the time determined upon.*

*If desired, the ceremonies may be public. If the Grand Master cannot attend, he may depute some competent Past Master to institute the new lodge, or the ceremony may be omitted.*

*After the brethren are assembled, the instituting officer will assume the East. He then causes the dispensation to be read, after which, the names of the officers appointed by the Master of the new lodge will be announced, together with the names of the Treasurer and Secretary selected by the brethren. As these names are called, the officers will form in line West of the Altar and facing the East, the Master on the South end of the line, the instituting officer will invest each officer with his jewel. The Master named in the dispensation will then be seated in the East, on the right of the instituting officer. The Wardens and other officers will take their respective stations. These movements should be accompanied with music if convenient. If the ceremony is private, the instituting officer will then open the lodge in the Master Mason degree.*

### **Charge to the Master**

*The instituting officer calls up the Worshipful Master by one rap, and says:*

The Grand Lodge having committed to your care the superintendence and government of the brethren who are to compose this new lodge, you cannot be insensible of the obligations which devolve on you as their head, nor of your responsibility for the faithful discharge of the important duties pertaining to your appointment. By a diligent observance of the laws of our Grand Lodge, ancient landmarks, and regulations of Masonry, and above all, the Holy Scriptures, which are given as a rule and a guide to your faith, you will be enabled to merit the confidence reposed in you.

### **Charge to the Wardens**

Brothers Senior and Junior Wardens (*who are called up by two raps*): You should be examples of good order and regularity, for it is only by a due regard to the laws, in your own conduct, that you can expect obedience to them from others. You are assiduously to assist the Master in diffusing light and imparting knowledge to all whom he shall place under your care. In the absence of the Master, you will succeed to higher duties; your acquirements must therefore be such that the Craft may never suffer for want of proper instruction. From the spirit which you have hitherto evinced, I entertain no doubt that your future conduct will be such as to merit the approval of your brethren and the testimony of a good conscience.

### **Charge to the Brethren of the Lodge**

Brethren of \_\_\_\_\_ Lodge U.D. (*who are called up by three raps*): You have been formed under a dispensation into a lodge of Ancient Free and Accepted Masons, and are

empowered to confer the several degrees of Ancient Craft Masonry, and to transact the necessary business incident thereto. Your authority is strictly limited by the law of the Grand Lodge, A.:F.: & A.:M.: of Nebraska, and your continuance as a lodge under dispensation is subject to the will and pleasure of the Grand Master, who may, at any time, revoke the authority under which you are now working.

Lodges are first instituted under dispensation as a test of the ability of the officers and brethren to properly perform the duties incumbent upon them; and, if, after due trial, they are found worthy and well qualified, they are constituted and formed into regular lodges, with full power to work under charters.

I charge you to guard well the portals of this lodge, as we have a right to know that every Freemason you create is entitled to be greeted by the Fraternity as a friend and brother wheresoever dispersed throughout the globe.

### **Proclamation**

**Grand Master:** In the name, and by the authority, of the Most Worshipful Grand Lodge of Ancient Free and Accepted Masons of Nebraska, I do proclaim that \_\_\_\_\_ Lodge U.D. of \_\_\_\_\_ has been duly instituted in conformity to the rites of our institution and the charges of our ancient and honorable Fraternity, and may our Father prosper, direct, and counsel you in all your doings.

### **Benediction**

**(By Installing Officer or Chaplain)**

The Lord bless you, and keep you.

The Lord make His face to shine upon you, and be gracious unto you;

The Lord lift up His countenance upon you, and give you peace. Amen.

**Response by Brethren:** So mote it be.

*The instituting officer may conclude with such personal instructions as he deems proper for the occasion; and, handing to the Worshipful Master the dispensation and the gavel of authority, he will resign the chair, and take the place vacated by the Master. The brethren are seated and the lodge proceeds with its business. The Secretary will copy the dispensation into the records, and make full and complete report of all proceedings.*

*For proper prayers in opening and closing lodge see the monitor.*

## Constituting a Chartered Lodge

*Every dispensation for the formation of a lodge expires on the day therein designated; and, after the time of probation expires, the petitioners cannot convene as a lodge of Masons, until the Grand Lodge shall have granted a charter to the petitioners, or continued the dispensation. If the prayer of the petitioners is granted, a charter will be issued; but, the brethren to whom it is issued cannot convene under its authority until they have been constituted into a regular lodge, and the officers installed.*

*The ceremony of constituting a lodge is conducted by the Grand Master, in person, or by some brother acting under written authority from him. The ceremony may be either public or private; if the latter, the lodge will be opened in the Master Mason Degree prior to the ceremony.*

*At the time appointed, the Grand Master, or his proxy, will open an Occasional Grand Lodge. In the absence of Grand Officers, Past Masters, as far as practicable, should be selected to fill the stations. The brethren who are to compose the new lodge will assemble in their lodge, properly clothed. The officers will occupy seats on the South side of the lodge room, extending from the Secretary's table on a line running West; the Worshipful Master will be seated temporarily, in the East, and will appoint a brother to act as Marshal for the new lodge during the ceremonies.*

*The Worshipful Master will instruct the Marshal of the lodge to repair to the apartment of the Grand Lodge, and inform the Most Worshipful Grand Master that:*

A number of brethren, duly instructed in the mysteries of Freemasonry, having assembled together at stated periods, by virtue of a dispensation granted them for that purpose; and their proceedings having received the approbation of the Most Worshipful Grand Lodge of Ancient Free and Accepted Masons of Nebraska, and having been granted a charter, now desire to be consecrated and constituted into a regular lodge, under the name of \_\_\_\_\_Lodge No. \_\_\_\_\_, and have their officers installed agreeably to the ancient usages and customs of the Craft, for which purpose they are now met, and await the pleasure of the Most Worshipful Grand Master.

*The acting Marshal retires and delivers the message to the Grand Master, **using the exact wording as the Master.***

**Grand Master:** It is well; return and inform the brethren that, in due time, we will comply with their request.

*Upon the retirement of the Marshal, the Grand Lodge is formed in procession under the direction of the Grand Marshal, in the following order:*

**Grand Marshal**

**Grand Tyler**  
*(drawn sword)*

**Grand Junior Steward**  
*(carrying rod)*

**Grand Senior Steward**  
*(carrying rod)*

**The Symbol of the Lodge, Covered**  
*(carried by four brethren)*

**Grand Chaplain**  
*(carrying Bible, Square, and Compass)*

**Grand Historian**

**Grand Orator**

**Grand Custodian**

**Grand Secretary**

**Grand Junior Warden**  
*(carrying vessel of corn)*

**Grand Senior Warden**  
*(carrying vessel of wine)*

**Deputy Grand Master**  
*(carrying vessel of oil)*

**Book Of Constitutions**  
*(carried by oldest Past Master present)*

**Grand Junior Deacon**  
*(carrying rod)*

**Grand Senior Deacon**  
*(carrying rod)*

**Grand Master**

*When Masonic services are performed by the Grand Master, they are said to be done in Ample Form; if by the Deputy, in Due Form; and if by any other brother, in Form.*

*The Grand Lodge will now move to the lodge room. Upon their entrance, the Worshipful Master will call up the brethren and remove his hat.*

*The procession moves towards the East, passing the Altar on the West and North, during which there may be appropriate music. When the Grand Marshal reaches the foot of the dais, the procession halts. The Symbol of the Lodge will be placed on a table East of the Altar, the Great Lights will be placed on the Altar, and the vessels containing the elements of consecration will be placed on the Symbol of the Lodge.*

*Note: These brethren will move to seats on the sideline.*

*The officers of the Grand Lodge will then open inward. The Grand Tyler and Grand Marshal will move between the lines, and the Grand Marshal will conduct the Grand Master to the East, preceded by the Grand Tyler, who stops at the foot of the dais, and the Past Master, who places the Book of Constitutions on the pedestal and returns to his place in the line.*

*The Worshipful Master introduces the Grand Master and directs that he be given the Grand Honors, by three times three. The Worshipful Master takes his place with the other officers to be installed. The Grand Marshal conducts the Grand Lodge officers to their seats. The Grand*

*Master seats the brethren. The Deputy Grand Master asks the members of the new lodge to rise and addresses the Grand Master:*

**Deputy Grand Master:** Most Worshipful Grand Master, a number of brethren who are now before you, duly instructed in the mysteries of Masonry, having assembled together at stated periods, by virtue of a dispensation granted for that purpose, do now desire to be constituted into a regular lodge.

**Grand Master:** It is well, Right Worshipful Deputy Grand Master.

*The Grand Master seats the brethren, and directs the Grand Secretary to read the Charter in full.*

**Grand Master:** The Grand Lodge having granted a Charter to the brethren of this new lodge, establishing and confirming them in the rights and privileges of a regularly constituted lodge, we shall now proceed with these important ceremonies. Brother Grand Chaplain, you will lead us in prayer.

*The Grand Master raises the Lodge.*

*The Grand Chaplain will go to the altar and give the following, or some suitable prayer.*

**Grand Chaplain:** Great, Adorable, and Supreme Being, we praise Thee for all Thy mercies; and especially, for giving us desires to enjoy, and powers of enjoying the pleasures of society. The affections which Thou hast implanted in us, and which we cannot destroy without violence to our nature, are among the chief blessings which Thy wisdom hath bestowed upon us. Help us duly to improve all our powers to the promotion of Thy glory in this world, and the good of our fellow man. May we be active under Thy divine light and dwell in Thy truth. Extend this favor to us who are now entering into a fraternal compact under peculiar obligations: enable us to be faithful to Thee; faithful to our callings in life; faithful in all our duties to the Craft; and faithful to each other as members of this Fraternity. Amen.

**Response By Brethren:** So mote it be.

**Grand Master:** Brother Grand Marshal, you will direct the brethren of this new Lodge to their proper stations and places and re-form the Grand Officers in procession.

*The Grand Marshal will make a single circuit of the Lodge Room followed by the Lodge officers. Each officer will drop out of line at his station or place and remain standing until all are seated by a nod from the Grand Marshal.*

## Grand Lodge of Nebraska

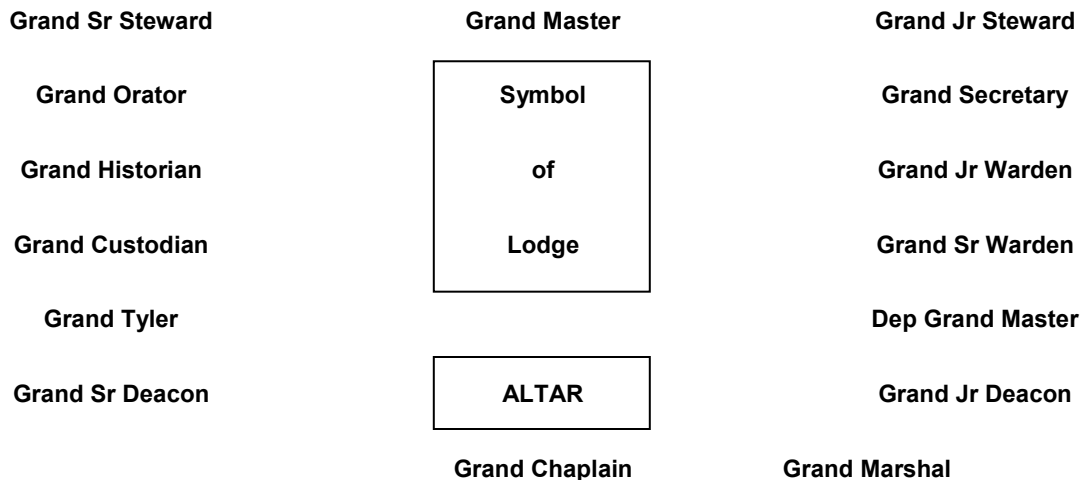
---

*The Grand Marshal will then form the Grand Officers in a line from the East on the North side of the Altar in the following order:*

*Grand Junior Deacon  
Deputy Grand Master  
Grand Senior Warden  
Grand Junior Warden  
Grand Secretary  
Grand Junior Steward  
Grand Senior Steward  
Grand Orator  
Grand Historian  
Grand Custodian  
Grand Tyler  
Grand Senior Deacon*

*When the line has been formed the Grand Junior Deacon will lead the officers once about the Altar, and then stop when he arrives on the South side of the Altar. The Grand Master descends from the dais to the East of the Symbol of the Lodge. The Grand Marshal, slowly, and with reverence, uncovers the Symbol of the Lodge and then conducts the Grand Chaplain to the West of the Altar.*

*The Officers should be in the following positions:*



**Grand Chaplain:** Great Architect of the Universe! Maker and Ruler of the world; Deign from Thy celestial temple, from the realms of light and glory, to bless us in all the purposes of our present assembly! We humbly invoke Thee to give us at this, and at all times, wisdom in all our doings, strength of mind in all our difficulties, and the beauty of harmony in all our communications. Permit us, great Source of love and happiness, to consecrate this Lodge to Thine honor and glory. Amen.

**Response By Brethren:** So mote it be.

**Grand Junior Warden:** *(From West of the Symbol of the Lodge)* Most Worshipful Grand Master, in the consecration of Masonic Lodges, it has been the custom to pour corn upon the lodge, as an emblem of nourishment.

*Grand Junior Warden hands vessel of corn to the Grand Master.*

**Grand Master:** I scatter this corn as an emblem of nourishment. May the Giver of every good and perfect gift strengthen this Lodge in all its philanthropic undertakings.

**Grand Senior Warden:** *(From West of the Symbol of Lodge)* Most Worshipful Grand Master, Wine, the emblem of refreshment, having been used by our ancient brethren in the ceremonies of consecration, I present to you this vessel of wine, to be used according to ancient Masonic form.

*Grand Senior Warden hands vessel of wine to the Grand Master.*

**Grand Master:** I pour out this wine, as an emblem of refreshment. May this Lodge continually be refreshed at the pure fountain of Masonic virtue.

**Deputy Grand Master:** *(From West of the Symbol of the Lodge)* I present to you, to be used according to ancient custom, this vessel of oil, an emblem of that joy which should animate every bosom on the completion of any important undertaking.

*Deputy Grand Master hands vessel of oil to the Grand Master.*

**Grand Master:** I pour out this oil as an emblem of joy. May the Supreme Ruler of the Universe preserve this Lodge in peace, and vouchsafe to it every blessing.

**Grand Master:** In the name of the Most Worshipful Grand Lodge of Ancient Free and Accepted Masons of Nebraska, I now dedicate, constitute and form you, my beloved brethren, into a regular Lodge, under the name and number of \_\_\_\_\_ Lodge No. \_\_\_\_\_, Ancient Free and Accepted Masons. From henceforth, we empower you to meet as a regular Lodge, constituted in conformity to the rites of our institution, and the charges of our ancient and honorable Fraternity; and may the Supreme Architect of the Universe prosper, direct, and counsel you in all your doings. Amen.

**Response By Brethren:** So mote it be.

*The Grand Officers, under the direction of the Grand Marshal, will give the Grand Honors by three times three. The Grand Marshal will then, slowly, and with reverence, cover the Symbol of the Lodge.*

*The Grand Master will resume his station and the other officers will take their respective stations and places and remain standing.*

**Grand Master:** Brother Grand Marshal, you will make proclamation that \_\_\_\_\_ Lodge No. \_\_\_\_\_ Ancient Free and Accepted Masons, has been duly constituted.

**Grand Marshal:** By order of the Most Worshipful Grand Master, I do hereby proclaim, that \_\_\_\_\_ Lodge No. \_\_\_\_\_, Ancient Free and Accepted Masons has been regularly constituted, this \_\_\_\_\_ day of \_\_\_\_\_ A.L. 60\_\_\_\_\_ and, as such, is duly registered in the records of the Grand Lodge, Ancient Free and Accepted Masons of Nebraska. This proclamation is made from the East (*Grand Master raps once*), from the West (*Grand Senior Warden raps once*), and from the South (*Grand Junior Warden raps once*), Once (*Grand Junior Warden raps once*), Twice (*Grand Senior Warden raps twice*), Thrice (*Grand Master raps thrice*). All interested take due notice thereof and govern themselves accordingly.

*This ceremony may be followed by orations or such program as may be appropriate.*

***The symbol of the Lodge*** is used in the various ceremonies for the elements of consecration. It represents the true symbolic lodge which is being constituted or dedicated. It is a miniature Masonic Lodge and is provided by the Grand Lodge for each ceremony.



## Laying of Cornerstones

(Revised August 2, 2011)

*This ceremony is conducted only by the Grand Master, in person, or by some brother acting for him, under special written authority, assisted by the Officers of an Occasional Grand Lodge, and such of the Craft as may be invited. For Grand Lodge Formal Cornerstone instructions contact the Grand Marshal or review the following internet link: <http://www.glne.org/pdf/CornerInstr.pdf>.*

*No cornerstone should be laid with Masonic ceremonies, except for those buildings which are to be used for Masonic purposes, or acknowledged public structures; and then, only by special request of the proper authorities, addressed to the Grand Master.*

*The cornerstone must be of natural stone, typically granite or marble, of suitable size and dimensions to correspond with the cavity of the building, and should be placed in the northeast corner, if possible.*

*On the face or front side of the cornerstone should be cut:*

(Name of Building)  
 LAID BY THE  
 FREEMASONS OF NEBRASKA  
 (Square & Compass)  
 (Month)(Day), A.D. (Year)  
 M :.W :. (GRAND MASTER) *(INCLUDED ONLY FOR MASONIC  
 BUILDINGS)*  
 GRAND LODGE A.F. & A.M.

*Civil officials may be invited to attend.*

*The lodge, or lodges, in the place where the building is to be erected, may invite such neighboring lodges and other Masonic bodies as they may deem proper.*

*The public should also be invited to attend.*

*Special instructions will be given by the Grand Marshal, upon application, relative to the laying of a cornerstone, and his instructions should be strictly followed.*

*In all public processions, the brethren should appear properly clothed. Officers should wear their jewels.*

*At the time appointed for the Ceremony, a sufficient number of brethren to act as Grand Officers are convened in a suitable place, where an Occasional Grand Lodge will be opened, and proper instructions given by the Grand Master; after which the officers of the Grand Lodge, under the direction of the Grand Marshal, will form in procession.*

*Procession should be in the following order:*

**Grand Marshal**

<b>Grand Secretary</b> <i>(carrying list of articles)</i>	<b>Grand Junior Steward</b> <i>(rod optional)</i>
<b>Grand Custodian</b> <i>(in charge of box)</i>	<b>Grand Senior Steward</b> <i>(rod optional)</i>
<b>Grand Orator</b>	<b>Grand Historian</b>
<b>Grand Junior Warden</b>	<b>Grand Junior Deacon</b> <i>(rod optional)</i>
<b>Grand Senior Warden</b>	<b>Grand Senior Deacon</b> <i>(rod optional)</i>
<b>Deputy Grand Master</b>	<b>Grand Musician</b>
<b>Grand Chaplain</b>	<b>Principle Architect</b>
<b>Personal Representative</b>	<b>Grand Tyler</b> <i>(with drawn sword)</i>
<b>Personal Representative</b>	<b>Book of Constitutions</b>

**Grand Master**

*Ensure there is seating for the U.S. Flag presenter and Guard of Honor if they are part of the ceremony.*

*The procession thus formed will proceed to join the general procession, if any, and march in the rear, to the place where the ceremony is to be performed.*

*Whenever Knights Templar are present in uniform, they should act as an escort, or guard of honor to the Grand Lodge. When there are two or more Commanderies of Knights Templar present, the local Commandery, if any, will act as escort to the Grand Lodge; otherwise, the oldest Commandery present will have preference. Other Commanderies will act in the same capacity to the other bodies of the Masonic Fraternity which may be in the procession. Knights Templar, as a special escort to the Grand Lodge, will march on either side of the Grand Lodge. The main body of Knights Templar will march in front of the Grand Lodge.*

*When a procession is composed of others than the officers of the Grand Lodge, and includes any or all of the bodies named below it should be formed in the following order:*

- 1) Music
- 2) Military
- 3) Citizens
- 4) Societies and Organizations
- 5) Civil Officers
- 6) Master Masons
- 7) Grand Lodge, in order before named, with Knights Templar escort

**No banners or inscriptions of a political or sectarian character should be allowed in the procession.**

*At the staging area the participants line up facing forward separated by the officer in front of him by one arm length in the pre-arranged order at least ten (10) minutes prior to the start time. Five (5) minutes prior to start time call the participants to “attention”; give the command to “inward face”; give the command “open ranks”; give the command “at ease”. The Grand Marshal will wait until the Flag has been placed, give the command “attention”, and then proceed back through the lines and escort the Grand Master to the podium. When the Marshal passes the Grand Tyler and the carrier of the Book of Constitutions to escort the Grand Master the Grand Tyler and the carrier of the Book of Constitutions proceed to place the Book of Constitutions on the podium. After the Grand Tyler and carrier of the Book of Constitutions reach their places the Grand Marshal escorts the Grand Master to the podium, followed by the rest of the Grand Lodge Officers, who will proceed in single file to their places.*

*When the Grand Lodge Officers are in position and the music has stopped, the Grand Master may seat the Officers and guests.*

### **Example of Seating for Grand Lodge Officers**

Stone

Table for implements

GrMar	GrTyler	BkCnst	GrJrDeac	GrSrDeac	GrJrStew	GrSrStew	PrinArch	GrMus	PerRep
GrMast	DepGrMast	GrSrWard	GrJrWard	GrChap	GrOrat	GrCust	GrSec	GrHist	

*Each site of a Cornerstone Ceremony is unique and the seating arrangement may be altered at the discretion of the Grand Marshal. It is recommended that at a minimum a “walk-thru” be done prior to the Ceremony, but a complete practice is advised if time permits. Begin the “walk-thru” with all participants in their seats and move to the staging area in the same order each will be seated.*

*The cornerstone should be suspended about six feet from its bed by a derrick having a suitable arrangement for slowly lowering it to its place.*

*If the building to be erected is one for public purposes, for example, a church, a court house, etc., the Chairman of the Board of Commissioners or other officials appointed for its erection will briefly address the Grand Master, stating the purposes for which the building is designed, and requesting that the cornerstone be laid according to ancient forms and ceremonies of the Craft. If the building is intended for Masonic purposes, the address will be varied according to circumstances.*

**Cornerstone Laying Ceremony-(Name of Structure)**

**Grand Master:** All citizens who are able, please rise and honor our country and our Flag with the Pledge of Allegiance. **Remove hat. \* \* \* After Pledge Re-cover and \*** and say: All please be seated.

**Grand Master:** *Welcome, congratulations and thanks.*

**Grand Master:** Prior to laying the (NAME OF FACILITY) I would like to invite (FILL IN NAME/TITLE IF REQUESTER IS TO MAKE REMARKS) to come forward.

*Requester makes comments – Requester remains up front if remarks are made.*

**Requester:** Grand Master, at the request of the (WHO IS REQUESTING), I now ask that you, as Grand Master of Masons, lay the cornerstone of the (NAME OF FACILITY) in accordance with Masonic custom and usage.

**Grand Master:** The officers of the Grand Lodge of Masons of Nebraska are honored to be part of your dedication today. The local Masonic Lodge is (NAME OF LODGE) and we are indebted to them for helping arrange this event.

*Requester returns to seat.*

**Grand Master:** *After Requester is seated.* This Cornerstone Laying Ceremony is symbolic. Masonry relies heavily on symbolism to relay its message. The cornerstone and the accompanying time capsule will be symbolically laid today for installation at a later time. We use the tools of the builder's trade to impart moral and ethical lessons. You will see the cornerstone tried by the square, which teaches morality; by the level, which teaches equality; and by the plumb, which teaches rectitude of conduct. Besides these three tests, you will also note other occurrences in threes; the three elements of corn, wine, and oil; and the lowering of the cornerstone in three distinct movements accompanied by the Grand Honors of three times three claps.

This recurring theme reminds us of the three principal stages of life, namely youth, manhood and age, as well as the three components of the complete person – the physical, the mental, and the spiritual.

We no longer work in stone as our fraternal ancestors did. In the original ceremony, the corner or foundation stone would be lowered into the ground to serve as the starting point for a building under construction. Such cornerstones were usually a perfect cube, again symbolizing three thoughts: perfect morality, perfect equality, and perfect rectitude in life. Our lowering of the cornerstone in three distinct movements recalls that portion of the ceremony.

The ceremony that you will witness is, in a sense, a rite of stability; it having stood the test of time. It is essentially the same ceremony used by our Masonic brother George Washington in laying the cornerstone of our nation's capitol in 1793.

You will hear us addressed by titles, such as the term “Worshipful,” which has no religious implication, but is a term of respect, just as “Honorable” is used in our judicial or legislative branches. Freemasonry in its modern form showed itself to the world in England in 1717 and many of the terms we use date back to that time.

Thank you for inviting us to conduct this ceremony; I hope you enjoy it. We will now proceed to lay the cornerstone. (PAUSE BRIEFLY)

**Grand Master:** From time immemorial, it has been the custom of the Ancient and Honorable Fraternity of Free and Accepted Masons, to lay, when requested to do so with their ancient forms, the cornerstones of buildings erected for the worship of God, for educational purposes, charitable purposes, or for the purpose of the administration of justice and free government, and of no other buildings. This cornerstone therefore, we may lay in accordance with our law, and gladly do so, testifying thereby our obedience to the law and our desire to show publicly our respect for the government under which we live.

The teachings of Freemasonry inculcate that in all our works, great or small, begun or finished, we should seek the aid of Almighty God. It is our first duty, therefore, to invoke the blessing of the Great Architect of the Universe upon the work in which we are about to engage. I therefore command the utmost silence, and call upon all to unite with our brother, the Grand Chaplain, in an address to the Throne of Grace.

All who are able, please rise. \* \* \* **Remove hat.** *The Grand Chaplain reads Psalms 111, Verses 2 through 4 and Verse 10 and then recites the prayer.*

**Grand Chaplain:** A reading from the Book of Psalms, which will be followed by a prayer. Great are the works of the Lord, studied by all who have pleasure in them. Full of honor and majesty is His work, and His righteousness endures forever. He has caused His wonderful works to be remembered; the Lord is gracious and merciful. The fear of the Lord is the beginning of wisdom; a good understanding have all those who practice it. His praise endures forever.

Let us pray.

Almighty God! Who hath given us grace at this time, with one accord to make our common supplications unto Thee, and dost promise that where two or three are gathered together in Thy name, Thou will grant their request; fulfill now, O Lord, the desires and petitions of Thy servants, as may be most expedient for them; granting us in this world, knowledge of Thy truth, and in the world to come, life everlasting. Amen.

**Response by Brethren:** So mote it be.

**Grand Master:** Please be seated. \* *The Grand Master seats the assemblage. An ode may now be sung.*

*Grand Marshal prepares the mortar.*

**Grand Master:** Worshipful Grand Custodian and Right Worshipful Grand Secretary, (*both the Grand Custodian and Grand Secretary rise*) it has ever been the custom, on occasions like the present, to deposit within a cavity in the stone, certain memorials of the period in which it was erected; so that in the lapse of age, if the fury of the elements, or the slow but certain ravages of time, should lay bare its foundation, an enduring record may be found by succeeding generations, to bear testimony to the energy, industry, and culture of our time. Has such a deposit been prepared?

**Grand Custodian:** *Grand Custodian approaches the podium and displays the capsule while saying:* It has, Most Worshipful Grand Master, and the various articles of which it is composed are safely enclosed within the capsule now before you. *Grand Custodian takes the capsule to a suitable location if there is no cavity and waits for the Grand Masters next order.*

**Grand Master:** Right Worshipful Grand Secretary, you will read for the information of those here assembled a record of the contents of the capsule.

**Grand Secretary:** *The Grand Secretary reads a list of the articles contained in the capsule.*

**Grand Master:** Worshipful Grand Custodian, you will now symbolically deposit the capsule into the cavity, and may the Great Architect of the Universe, in His wisdom, grant that ages on ages shall pass away ere it again be seen by man.

**Grand Custodian:** *The Grand Custodian will place the capsule into the cavity prepared, or suitable location if there is no cavity, and return to the podium. During this ceremony there may be instrumental music.*

Most Worshipful Grand Master, your orders have been duly executed.

**Grand Master:** Brother Grand Marshal, you will deliver the working tools to the proper officers.

**Grand Marshal:** *The Grand Marshal hands the Square, Level and Plumb to the Deputy Grand Master, Grand Senior Warden and Grand Junior Warden, respectively. The Grand Senior and Grand Junior Deacons rise and assume their positions at the cornerstone.*

**Grand Master:** Right Worshipful Brethren, you will receive these working tools. With your assistance and that of the Craft, I will now proceed to lay the cornerstone of this edifice, according to the custom of our Fraternity. Brother Grand Marshal, you will direct the Craftsmen to furnish the cement, and prepare to lower the cornerstone.

**Grand Marshal:** *The Grand Marshal, after making certain the brethren assigned to these duties are in place and the cornerstone is raised to approximately six (6) feet, makes the following report:*

All is in readiness, Most Worshipful Grand Master.

**Grand Master:** *The Grand Master invites Requester and others as needed to join him at the cornerstone. He will then spread a small portion of the mortar before the first downward movement. He hands the trowel to Requester and others to do the same. After the mortaring is complete all but the Grand Master return to their seats. The Grand Master raises the brethren.*

All Masons please rise. \* \* \*

*The cornerstone is then lowered slowly by three distinct movements, accompanied by appropriate music. At the end of each movement, the Grand Honors are given by all brethren under the direction of the Grand Marshal.*

**Grand Marshal:** *After the cornerstone is lowered the first time 10-12 inches the Grand Marshal says:*

Brethren only, join me in giving the Grand Honors by three times three. Together Brethren.

**Grand Marshal:** *After the cornerstone is lowered the second time 10-12 inches the Grand Marshal says:*

Brethren only, join me in giving the Grand Honors by three times three. Together Brethren.

**Grand Marshal:** *After the cornerstone is lowered the third time 10-12 inches the Grand Marshal says:*

Brethren only, join me in giving the Grand Honors by three times three. Together Brethren.

*When the cornerstone is in place, the Grand Master will seat the brethren. \**

*An appropriate song may now be sung.*

**Grand Master:** Right Worshipful Deputy Grand Master, what is the proper implement of your office? *Deputy Grand Master moves to the East.*

**Deputy Grand Master:** The Square.

**Grand Master:** What are its moral and Masonic uses?

**Deputy Grand Master:** Morally, it teaches us to square our actions by the square of virtue, and by it we prove our work.

**Grand Master:** Apply the implement of your office to those portions of the cornerstone which should be square, and make report.

*The square is applied to the four upper corners. Deputy Grand Master returns to the East.*

**Deputy Grand Master:** Most Worshipful Grand Master, I find the cornerstone to be square. The craftsmen have done their duty. *The square is returned to the Grand Marshal and the Deputy Grand Master returns to his seat.*

**Grand Master:** Right Worshipful Grand Senior Warden, what is the proper implement of your office? *The Grand Senior Warden moves to the East.*

**Grand Senior Warden:** The Level.

**Grand Master:** What are its moral and Masonic uses?

**Grand Senior Warden:** Morally, it teaches equality, and by it we prove our work.

**Grand Master:** Apply the implement of your office to that portion of the cornerstone that should be level, and make report.

*The level is applied to the top surface of the cornerstone.*

**Grand Senior Warden:** Most Worshipful Grand Master, I find the cornerstone to be level. The craftsmen have done their duty. *The level is returned to the Grand Marshal and the Grand Senior Warden returns to his seat.*

**Grand Master:** Right Worshipful Grand Junior Warden, what is the proper implement of your office? *The Grand Junior Warden moves to the East.*

**Grand Junior Warden:** The Plumb.

**Grand Master:** What are its moral and Masonic uses?

**Grand Junior Warden:** Morally, it teaches rectitude of conduct, and by it we prove our work.

**Grand Master:** Apply the implement of your office to those portions of the cornerstone which should be plumb, and make report.

*The Plumb is applied to the sides of the cornerstone.*

**Grand Junior Warden:** Most Worshipful Grand Master, I find the cornerstone to be plumb. The craftsmen have done their duty. *The level is returned to the Grand Marshal and the Grand Senior Warden returns to his seat.*

**Grand Master:** This cornerstone has been tested by the proper implements of Masonry. I find that the Craftsmen have skillfully and faithfully done their duty; and I do declare the cornerstone to be well formed, true and trusty, correctly proved and truly laid, according to the rules of our Ancient Craft. May this building, having been constructed and completed, continue amid the blessings of Plenty, Joy, and Peace.



**Grand Master:** Brother Grand Marshal, you will present corn, wine, and oil to the proper officers.

*The Grand Marshal presents the vessel of corn to the Grand Junior Warden, the wine to the Grand Senior Warden, and the oil to the Deputy Grand Master.*

*The Grand Junior Warden advances with the corn, scattering it on the cornerstone and says:*

**Grand Junior Warden:** I scatter this corn as an emblem of Plenty; may the blessings of bounteous heaven be showered upon us, and upon all like patriotic and important undertakings, and inspire the hearts of the people with Virtue, Wisdom, and Gratitude. *The corn is returned to the Grand Marshal and he returns to his seat.*

*The Grand Senior Warden advances with the wine after the Grand Junior Warden has returned to his seat, pouring it on the cornerstone, saying:*

**Grand Senior Warden:** I pour this wine as an emblem of Joy and Gladness. May the Great Ruler of the Universe bless and prosper our national, state, and city governments; and preserve the Union of the States in Harmony and Brotherly Love, that they shall endure through all time. *The wine is returned to the Grand Marshal and he returns to his seat.*

*The Deputy Grand Master advances with the vessel of oil after the Grand Senior Warden has returned to his seat, pouring it on the cornerstone, saying:*

**Deputy Grand Master:** I pour this oil as an emblem of Peace; may its blessings abide with us continually; and may the God of Heaven and Earth shelter and protect the widow and orphan, the bereaved, the afflicted, and the sorrowing, and vouchsafe to them the enjoyment of every good and perfect gift. *The oil is returned to the Grand Marshal and he returns to his seat.*

**Grand Master:** All who are able please rise for prayer.

**Remove hat.** \* \* \* *The Grand Master, extending his right hand, pronounces the following invocation:* May corn, wine and oil, and all the necessities of life, abound throughout the world. May the blessing of Almighty God be upon all who labor here. May this structure, having been planned with wisdom, be supported by strength and adorned with beauty, and may it be preserved to the latest ages, a monument to the energy and liberality of its founders. Amen.

**Response by Brethren:** So mote it be.

**Grand Master:** Please be seated. \* **OPTIONAL**

The cornerstone will now be decorated by (INSERT NAME OF DECORATORS)

*The cornerstone may now be decorated with flowers; during which an ode may be sung.*

*If the Principal Architect is not available a member of the local area (i.e., local lodge) may be substituted.*

**Grand Master:** *(addressing the Principal Architect)* Worthy Sir/Ma'am *(who stands)*, having thus, as Grand Master of Masons, laid the cornerstone of this structure, I now return these implements of operative Masonry to you, *(Grand Marshal presents Square, Level, and Plumb)* having full confidence in your skill and ability to perform the important duties entrusted to you.

**Grand Master:** In compliance with the request of the proper authorities, the cornerstone of the (NAME OF FACILITY) (to be) erected on this site has been laid in accordance with the ancient ceremonies of the Craft. Brother Grand Marshal, you will make proclamation thereof.

**Grand Marshal:** In the name of the Most Worshipful; the Grand Lodge of Ancient Free and Accepted Masons of Nebraska, I now proclaim that the cornerstone of this structure (to be) here erected has this day been found true and trusty, and laid in Ample Form, according to our customs, by the Grand Master of Masons. This proclamation is made from the East, *(one blast of the bugle)* from the West, *(two blasts of the bugle)* from the North, *(three blasts of the bugle)* and from the South. *(four blasts of the bugle)* All interested take due notice and govern yourselves accordingly.

*Cornerstone is lowered to the ground.*

*Suitable music may now be played or sung.*

*Grand Master invites the Grand Orator, or another brother he appoints; to deliver an oration.*

**Grand Master:** I now invite the Grand Orator to present his oration.

*Oration is presented.*

**Grand Master:** The benediction will now be pronounced by our brother, the Grand Chaplain. All who are able please rise. \* \* \*

**Grand Chaplain:**

Let us pray.

Glory be to God on high, on earth peace and goodwill toward men!

O Lord, we most heartily beseech Thee with Thy favor to behold and bless this assemblage; pour down Thy mercies, like the dew that descends upon the mountains, upon Thy servants engaged in the solemn ceremonies of this day. Bless we pray Thee, all the workers and citizens who (were) (shall be) engaged in the erection of this edifice; grant them health and prosperity in life, and finally, we hope, after this life, through Thy mercy and forgiveness, to attain everlasting joy and felicity in Thy bright mansion, that Holy Temple, not made with hands, eternal in the Heavens. Amen and Amen.

**Response by Brethren:** So mote it be.

**Grand Master:** Please be seated. \*

**Grand Master:** Thank you

- to \_\_\_\_\_ for inviting us to perform this ceremony;
- to \_\_\_\_\_ for arranging this ceremony;
- to \_\_\_\_\_ for providing music;
- to \_\_\_\_\_ for providing the bugle;
- to \_\_\_\_\_ for the escort and/or color guard;
- to \_\_\_\_\_ for decorating the cornerstone;
- and to each of you for taking part in this cornerstone ceremony.

**Grand Master:** Introduce Past Grand Masters in attendance.

**Grand Master:** Introduce Grand Lodge Officers.

**Grand Master:** This concludes the ceremony. Thank you for attending and safe travels to all.

## Dedication of Masonic Lodges

*Every Lodge or room owned by the Masonic Fraternity and used for Masonic purposes should be dedicated.*

*The ceremony must be conducted by the Grand Master or by a brother acting for him under special written authority. The ceremony may be conducted in public or private. Except as herein provided, all floor movements shall be the same as the floor movements of the degree work of Ancient Craft Masonry as promulgated in this Grand Jurisdiction.*

*At the time appointed, a lodge of Master Masons will be opened in form. A sufficient number of brethren to act as Grand Officers will assemble in a convenient area near the lodge room that is to be dedicated. An Occasional Grand Lodge will be opened. The brethren of the lodge and their visiting brethren should be clothed, the officers wearing their respective jewels and in their usual stations and places. There should be a small stand placed midway between the Altar and the East on which to place the Symbol of the Lodge.*

*When all is in readiness the Worshipful Master will say:*

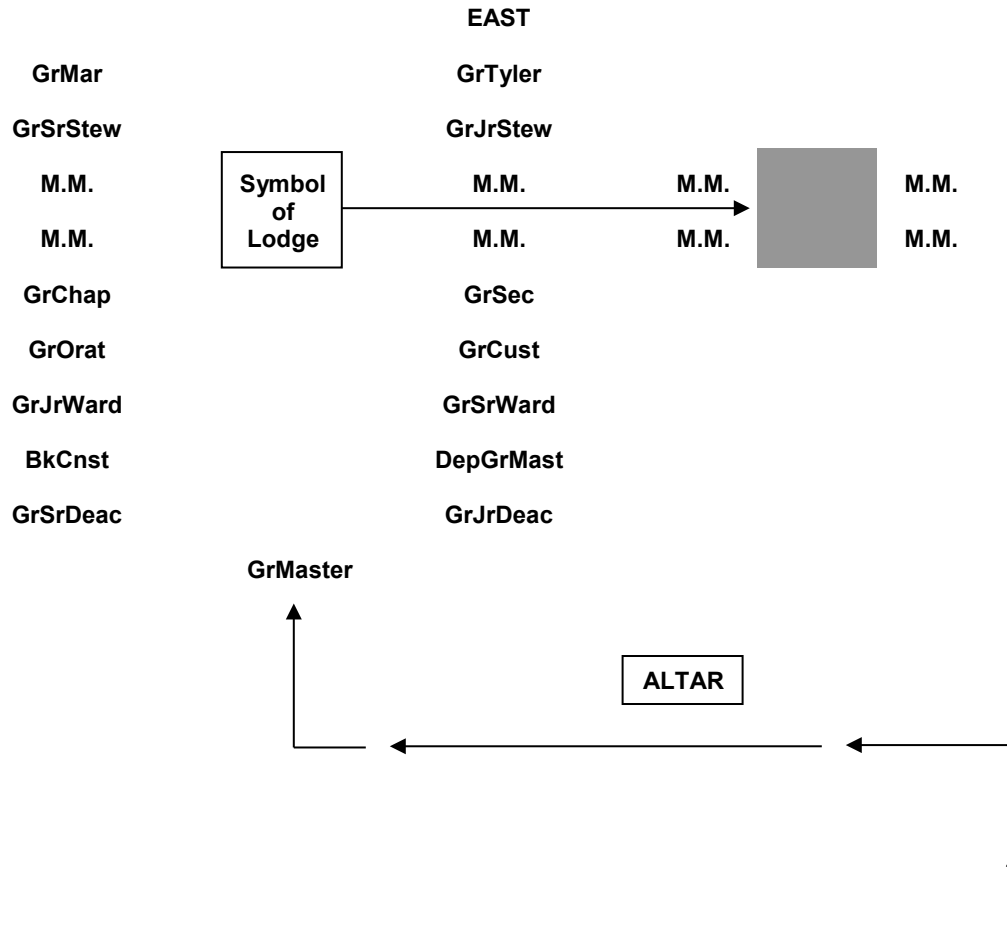
**Worshipful Master:** Brother Senior Deacon, you will proceed to the Reception Room and inform the Most Worshipful Grand Master that the brethren of \_\_\_\_\_ Lodge No. \_\_\_\_\_ are prepared to receive the officers of the Most Worshipful Grand Lodge, and await his pleasure.

**Senior Deacon:** *(after retiring to Reception Room)* Most Worshipful Grand Master, the brethren of \_\_\_\_\_ Lodge No. \_\_\_\_\_, being animated with a desire of promoting the honor and interest of the Craft, have, at great pains and expense, erected a Masonic Lodge for their convenience and accommodation. They are now desirous that the same should be examined by the Most Worshipful Grand Lodge; and, if it should meet its approbation, it should be solemnly dedicated to Masonic purposes agreeable to ancient form.

**Grand Master:** Inform the Worshipful Master and brethren that the Grand Lodge is in attendance and its' procession is ready to be received.

*The procession will move into the Lodge Room. When the head of the procession enters the door, the Worshipful Master will call up the brethren. The procession moves toward the East, passing West and North of the Altar, during which there should be instrumental music. When the Grand Tyler and Grand Marshal reach the foot of the dais in the East, the Symbol of the Lodge will be placed upon the stand or table East of the Altar. The Grand Officers will then open to the right and left, facing inward. The Worshipful Master will call on all the brethren present to join in receiving the Grand Master with the Grand Honors, by three times three.*

Procession as it Enters Lodge Room



*The Grand Marshal and Grand Tyler will then pass through the lines, and escort the Grand Master to his station in the East, preceded by the Book of Constitutions. The Master will take a seat on the left, after which the Grand Marshal will escort the other Grand Officers to their respective stations and places. (See diagram on following page.)*

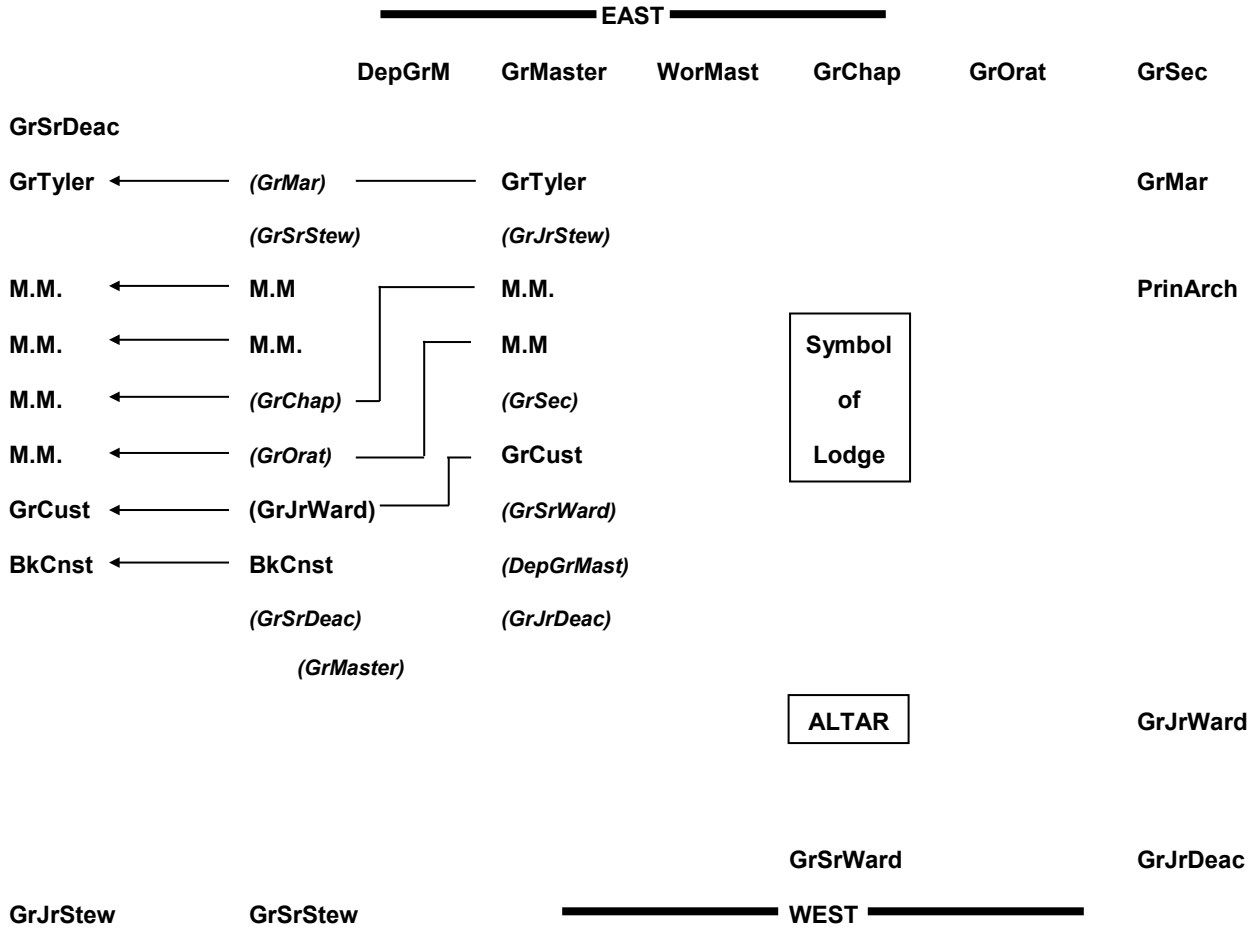
*The brethren are then seated by the Grand Master.*

*An appropriate ode may then be sung.*

*At the conclusion of the singing of the ode, the Worshipful Master rises and addresses the Grand Master:*

**Worshipful Master:** Most Worshipful Grand Master, the brethren of \_\_\_\_\_ Lodge No. \_\_\_\_\_, being animated with a desire to promote the honor and interest of the Craft, have erected and furnished this lodge for their convenience and accommodation. They are desirous that the same should be examined by the Most Worshipful Grand Master; and, if it meets his approbation, it should be solemnly dedicated to Masonic purposes, agreeable to ancient form and usage.

**Remaining Officers are Seated**



*The Grand Master will address the assembly, announcing the purpose of the occasion, offering such remarks as he may deem proper, and conclude by saying:*

**Grand Master:** In accordance with the teachings of our Most Ancient and Honorable Fraternity, it is our duty, before entering upon any great and important undertaking, to invoke the blessing of Deity. We will therefore unite with our Grand Chaplain in an address to the Throne of Grace.

*The Grand Master calls up the brethren, and uncovers. The Grand Chaplain will repair to the Altar, kneel and offer the following prayer.*

**Grand Chaplain:** Almighty God, Who giveth breath to every living thing and of Whose power it is that peoples, nations, and kindreds of men stretch forth the curtains of their habitation, we give Thee hearty thanks for that spirit of brave adventure to which this Nation owes its birth. We rejoice in the insuperable courage of those brave pioneers who, loving liberty and knowledge, have pushed away the veil of mountains and of seas and have sought light, freedom, and a home for themselves and their children on these treeless plains; and we pray that Thou wilt give to us the same spirit and make us a people worthy of these heroic

ideals and traditions. Bless this land of promise with honorable industry, sound learning, and pure manners. Fashion into one happy community the peoples brought hither out of many kindreds and tongues. Endue with the spirit of wisdom those entrusted in Thy name with the authority of governance, that all things may be so ordered and settled by their endeavors upon the best and surest foundations, that peace and happiness, truth and justice, religion and piety, may be established among us for all generations. And hasten the time, we pray Thee, when all the peoples of the earth shall dwell together in righteousness and peace, and war shall be no more. All of which we ask in the name of the Most High. Amen.

**Response by Brethren:** So mote it be.

*The Grand Master seats the brethren. The architect who superintended the construction of the lodge (or the brother who managed the furnishing, etc.) will address the Grand Master:*

**Architect:** Most Worshipful Grand Master, having been entrusted with the duty of supervising and directing the workmen employed in the construction of this edifice, and having, to the best of my ability, accomplished the task assigned me, I now return my thanks for the honor of the appointment, and beg leave to return to you the implements committed to my care \* (when the cornerstone of this structure was laid), humbly hoping that the result of our labors will be crowned with your approbation, and that of the Most Worshipful Grand Lodge.

*\*Omit part within parenthesis when cornerstone has not been previously laid.*

*The Square, Level, and Plumb are given by the architect to the Grand Marshal, who presents them to the Grand Master.*

**Grand Master:** Worshipful Master, we will carefully examine your new building, and try it by the Square, Level and Plumb. Brother Grand Marshal, accompany the Deputy Grand Master, the Grand Senior and the Grand Junior Wardens, for the purpose of examining the building.

*The Grand Master delivers the implements of Operative Masonry to the Grand Marshal, who presents the Square to the Deputy Grand Master, the Level to the Grand Senior Warden, and the Plumb to the Grand Junior Warden.*

*The Grand Officers named above retire from the lodge and make an examination, after which they return and resume their stations.*

**Grand Master:** Right Worshipful Deputy Grand Master, what is the proper jewel of your office?

**Deputy Grand Master:** (*Rises*) The Square.

**Grand Master:** Have you applied the Square to the parts of this lodge which should be square?

**Deputy Grand Master:** I have, Most Worshipful Grand Master, and the craftsmen have done their duty. *The Square is returned to the Grand Marshal and the Deputy Grand Master sits.*

**Grand Master:** Right Worshipful Grand Senior Warden, what is the proper jewel of your office?

**Grand Senior Warden:** *(Rises)* The Level.

**Grand Master:** Have you applied the Level to that part of the lodge which should be level?

**Grand Senior Warden:** I have, Most Worshipful Grand Master, and the craftsmen have done their duty. *The Level is returned to the Grand Marshal and the Grand Senior Warden sits.*

**Grand Master:** Right Worshipful Grand Junior Warden, what is the proper jewel of your office?

**Grand Junior Warden:** *(Rises)* The Plumb.

**Grand Master:** Have you applied the Plumb to that part of the lodge which should be plumb?

**Grand Junior Warden:** I have, Most Worshipful Grand Master, and the craftsmen have done their duty. *The Plumb is returned to the Grand Marshal and the Grand Junior Deacon sits.*

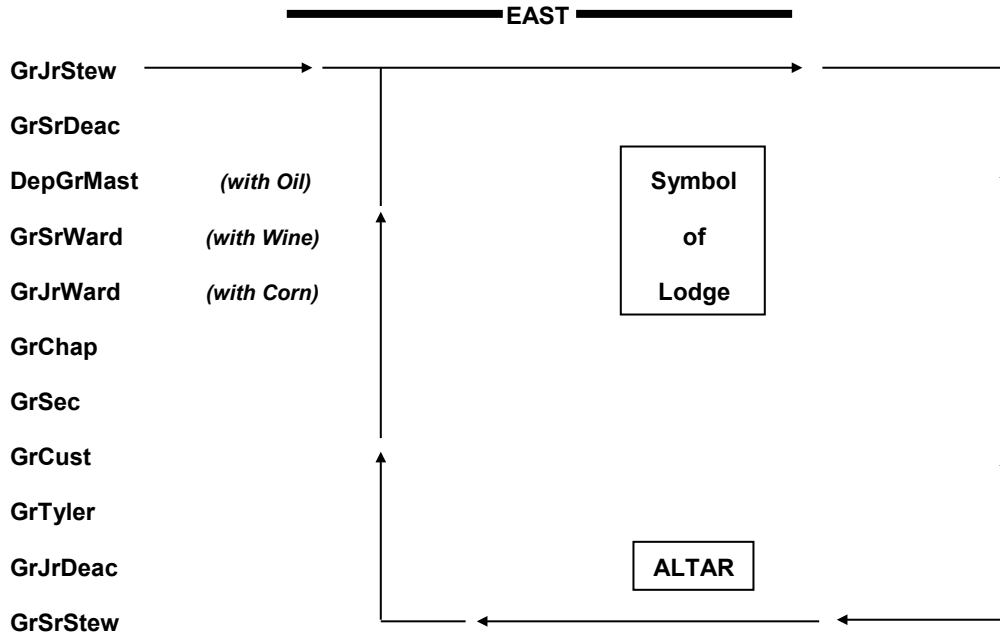
**Grand Master:** Brother Architect, the skill and fidelity displayed in the execution of the trust reposed in you at the commencement of this undertaking have received the entire approbation of the Grand Lodge. We sincerely pray that this edifice may continue as a lasting monument of the taste, spirit, and liberality of its founders.

**Deputy Grand Master:** *(Rises)* Most Worshipful Grand Master, the lodge in which we are now assembled and the plan upon which it has been constructed, having met with your approbation, it is the desire of the brethren that it should now be dedicated according to ancient form and usage.

**Grand Master:** Right Worshipful Deputy Grand Master, agreeably to the request of the brethren, we will now proceed with the ceremonies. Brother Grand Marshal, you will form the Grand Officers in procession.

*The Grand Marshal will instruct the Grand Officers to form in single file on the North side of the lodge, facing East, in the following order.*

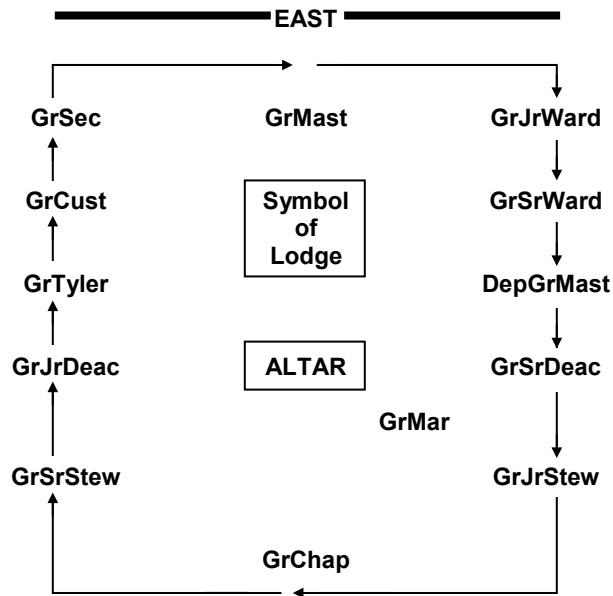




*The procession will move around the Symbol of the Lodge, passing West of the Altar. The Grand Chaplain will take his place (kneeling at the Altar) and remain there during the ceremony. The Symbol of the Lodge will be slowly uncovered by the Grand Marshal, during which the first stanza of the ode will be sung, or played.*

### Doxology

*When the Grand Master arrives at the East (of the Symbol of the Lodge) the music ceases. The procession halts.*



**Grand Chaplain:** (*Reads from the Holy Bible, 1st Kings, VII, 13-14*) “And King Solomon sent and fetched Hiram out of Tyre. He was a widow's son of the tribe of Naphtali, and his father was a man of Tyre, a worker in brass; and he was filled with wisdom, and understanding, and cunning to work all works in brass. And he came to King Solomon, and wrought all his work.”

*The Grand Master will seat the brethren.*

*The Grand Marshal will deliver the vessel of corn to the Grand Junior Warden, the vessel of wine to the Grand Senior Warden, and the vessel of oil to the Deputy Grand Master.*

*The Grand Officers remaining in line, the procession will move around the Symbol of the Lodge as before, during which processional music will be played.*

**Grand Chaplain:** (*Reads from the Holy Bible, 1st Kings, VII, 15-17*) “For he cast two pillars of brass, of eighteen cubits high apiece; and a line of twelve cubits did compass either of them about. And he made two chapiters of molten brass, to set upon the tops of the pillars; the height of one chapiter was five cubits, and the height of the other chapiter was five cubits. And nets of checker work, and wreaths of chain work, for the chapiters which were upon the top of the pillars; seven for the one chapiter, and seven for the other chapiter.”

**Grand Junior Warden:** (*Advances and presents the vessel of corn, saying*) Most Worshipful Grand Master, in the dedication of Masonic Lodges, it has been the custom from time immemorial to pour corn upon the lodge, as an emblem of nourishment. I therefore present to you this vessel of corn, to be employed by you, according to ancient usage.

*The Grand Master then calls up the brethren by striking the Symbol of the Lodge thrice with his gavel, and pours the corn upon the emblem, saying:*

**Grand Master:** In the name of the Great Jehovah, to whom be all honor and glory, I do solemnly dedicate this lodge to Freemasonry. *The Grand Marshal takes the vessel from the Grand Master and returns it to his table.*

**Grand Marshal:** The Grand Honors, brethren, by three times three.

*The Grand Master seats the brethren and the procession again moves once around the Symbol of the Lodge.*

**Grand Chaplain:** (*Reads from the Holy Bible, 1st Kings VII. 18-22*) “And he made the pillars, and two rows round about upon the one network, to cover the chapiters that were upon the top, with pomegranates: and so did he for the other chapiter. And the chapiters that were upon the top of the pillars were of lily work in the porch, four cubits. And the chapiters upon the two pillars had pomegranates also above, over against the belly which was by the network: and the pomegranates were two hundred in rows round about upon the other chapiter. And he set up the pillars in the porch of the lodge; and he set up the right pillar, and called the name thereof Jachin; and he set up the left pillar, and called the name thereof Boaz. And upon the top of the pillars was lily work; so was the work of the pillars finished.”

**Grand Senior Warden:** (*Advances to the West of the Symbol of the Lodge and says*) Most Worshipful Grand Master, wine, the emblem of refreshment, having been used by our ancient brethren in the ceremonies of dedication and consecration, I present to you this vessel of wine, to be used according to ancient Masonic form.

*The Grand Master calls up the brethren by striking the Symbol of the Lodge thrice with the gavel and pours the wine upon the Symbol of the Lodge saying:*

**Grand Master:** In the name of the Holy Saints John, I do solemnly dedicate this lodge to Virtue. *The Grand Marshal takes the vessel from the Grand Master and returns it to his table.*

**Grand Marshal:** The Grand Honors brethren, by three times three.

*The Grand Master seats the brethren and the procession again moves once around the Symbol of the Lodge.*

**Grand Chaplain:** (*Reads from the Holy Bible Psalms CXXII*) “I was glad when they said unto me. Let us go into the house of the Lord. Our feet shall stand within thy gates, O Jerusalem. Jerusalem is builded as a city that is compact together; Whither the tribes go up, the tribes of the Lord unto the testimony of Israel, to give thanks unto the name of the Lord. For there are set thrones of judgment, the thrones of the house of David. Pray for the peace of Jerusalem: they shall prosper that love thee. Peace be within thy walls, and prosperity within thy palaces. For my brethren and companions' sake I will now say, Peace be within thee. Because of the house of the Lord our God I will seek thy good.”

**Deputy Grand Master:** (*Advances to the West of the Symbol of the Lodge and says*) Most Worshipful Grand Master, I present to you, to be used according to ancient custom, this vessel of oil, an emblem of that joy which should animate every bosom on the completion of any important undertaking.

*The Grand Master raises the Lodge by striking the Symbol of the Lodge thrice, pours the oil upon the Symbol of the Lodge saying:*

**Grand Master:** In the name of the Fraternity, wheresoever dispersed, I do solemnly dedicate this lodge to Universal Benevolence. *The Grand Marshal takes the vessel from the Grand Master and returns it to his table.*

**Grand Marshal:** The Grand Honors brethren, by three times three.

*The Grand Master seats the brethren.*

**Grand Chaplain:** (*With outstretched arms*) May this Freemason's lodge, now dedicated to Masonry, be ever the sanctuary and abiding place of Virtue, Charity, and Universal Benevolence; and may the Lord, the giver of every good and perfect gift, bless all here assembled, and all the brethren throughout the world; and grant to each of them, in needful supply, the Corn of nourishment, the Wine of refreshment, and the Oil of joy. Amen.

**Response by Brethren:** So mote it be.

*The Grand Marshal will then slowly recover the Symbol of the Lodge, accompanied by a strain of music, after which the Grand Master will resume his station in the East. The Grand Officers will take their respective stations and places and remain standing.*

**Grand Master:** Brother Grand Marshal, you will make proclamation that this lodge in which we are now assembled has been dedicated to the purposes of Freemasonry in due and ancient form.

**Grand Marshal:** By order of the Most Worshipful Grand Master, I do hereby proclaim, that the lodge in which we are now assembled, has been dedicated to the purposes of Freemasonry in due and ancient form. This proclamation is made from the East (*Grand Master strikes one rap*), from the West (*Grand Senior Warden strikes one rap*), and from the South (*Grand Junior Warden strikes one rap*), Once (*Grand Junior Warden strikes once with his gavel*), Twice (*Grand Senior Warden strikes twice with his gavel*), Thrice (*Grand Master strikes thrice with his gavel*). All interested will take due notice thereof and govern themselves accordingly.

*The Grand Master seats the brethren. An appropriate ode may be sung or an oration may now be delivered. At the conclusion of the oration the Grand Master will call up the brethren.*

**Grand Master:** Brother Grand Chaplain, you will now pronounce the benediction.

**Grand Chaplain:** Almighty and everlasting God! Giver of every good and perfect gift: bless, we beseech Thee, this lodge which we have this day dedicated and consecrated. Send down upon Thy servants who shall here assemble, Thy choicest blessings. Guide us all through life, and when its labors are ended, gather us into the Mansions above, and Thine shall be the glory, forever and ever. Amen and Amen.

**Response by Brethren:** So mote it be.

*The Grand Officers then form in procession, under the direction of the Grand Marshal in the same order as when entering the lodge, and return to the Reception Room (while passing out of the lodge room there should be instrumental music), where the Occasional Grand Lodge will be closed. When the Grand Officers have retired, the Worshipful Master will seat the brethren.*

*The symbol of the Lodge is used in the various ceremonies for the elements of consecration. It represents the true symbolic lodge which is being constituted or dedicated. It is a miniature Masonic Lodge and is provided by the Grand Lodge for each ceremony.*

## Lodge Rededication Ceremony

*At the time appointed, a lodge of Master Masons will be opened in form. A sufficient number of brethren to act as Grand Officers will assemble in a convenient area near the lodge room that is to be dedicated. An Occasional Grand Lodge will be opened. The brethren of the Lodge and their visiting brethren should be clothed, the officers wearing their respective jewels and in their usual stations and places. There should be a small stand placed midway between the Altar and the East on which to place the Symbol of the Lodge.*

*When all is in readiness the Worshipful Master will say:*

**Worshipful Master:** Brother Senior Deacon, \* you will proceed to the Reception Room and inform the Most Worshipful Grand Master the brethren of \_\_\_\_\_ Lodge No. \_\_\_ are prepared to receive the officers of the Most Worshipful Grand Lodge, and await his pleasure.

**Senior Deacon:** *(after retiring to the Reception Room)* Most Worshipful Grand Master, the brethren of \_\_\_\_\_ Lodge No. \_\_\_\_, being animated with a desire to promote the honor and interest of the Craft, did years ago, at great pains and expense, erect a Masonic Lodge for their convenience and accommodation. They are now desirous that the same should be examined by the Most Worshipful Grand Lodge, and, if it should meet its approbation, be solemnly rededicated to Masonic purposes, agreeable to ancient form.

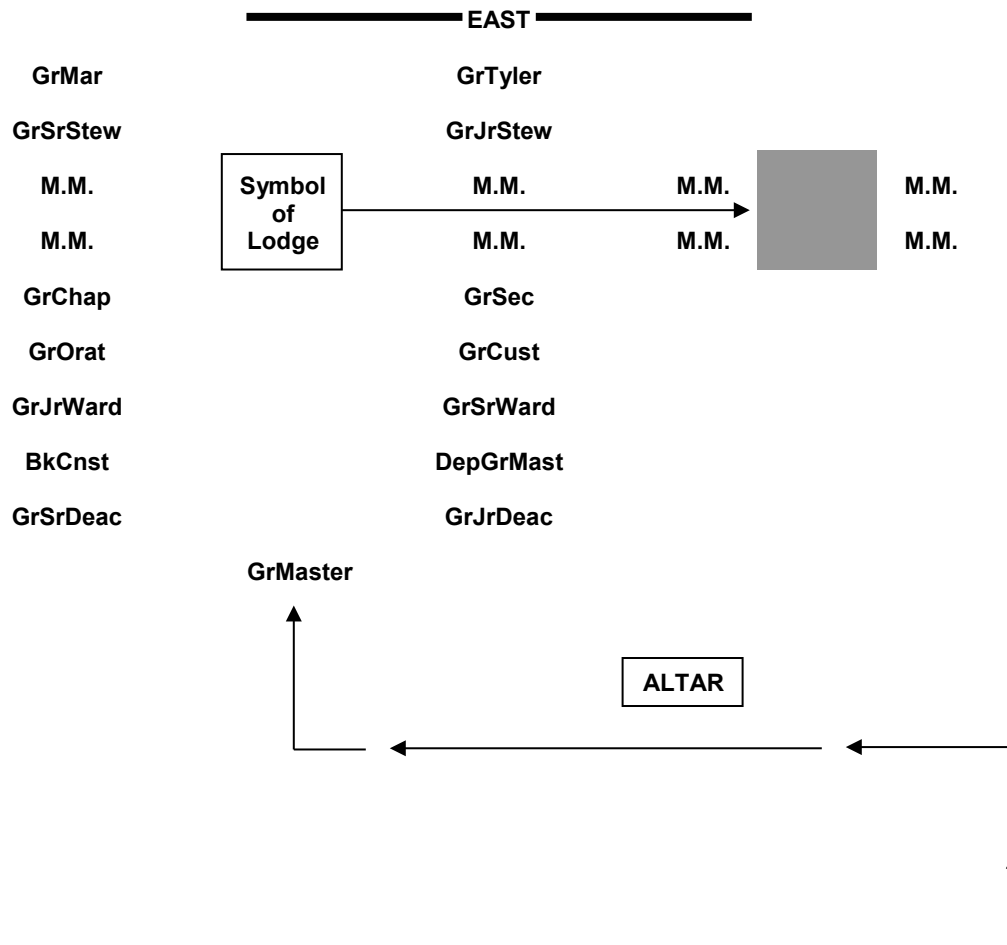
**Grand Master:** Inform the Worshipful Master and brethren the Grand Lodge is in attendance and its procession is ready to be received.

**Senior Deacon:** *(returns to his seat and reports:)* Worshipful Master, the Grand Lodge is in attendance and its procession is ready to be received.

*The procession will move into the Lodge Room. When the head of the procession enters the door, the Worshipful Master will call up the brethren. The procession moves toward the East, passing West and North of the Altar (depending on lodge can enter via the Preparation Room Door), during which there should be instrumental music. When the Grand Tyler and Grand Marshal reach the foot of the dais in the East, the Symbol of the Lodge with cover removed will be placed upon the stand or table East of the Altar. The Grand Lodge Officers will then inward face and open one step.*

*Each site of a Rededication Ceremony is unique and the seating arrangement and lines of march may be altered at the discretion of the Grand Marshal.*

Procession as it Enters Lodge Room



*The Grand Marshal and Grand Tyler will then pass back through the lines. The Grand Tyler will escort the Past Master with Book of Constitutions through the lines to the East and the Book of Constitutions will be placed on the podium. The Grand Marshal will stand on the right of the Grand Master.*

*After the Book of Constitutions is in place the Past Master and Grand Tyler will go to their seats. After they have taken their seats the Grand Marshal will escort the Grand Master through the lines to his station in the East. The Grand Officers will face to the East as the Grand Master passes by. After all Grand Officers have faced to the East they will close ranks. The Grand Marshal will return to his place in the lines.*

*The Grand Master will take a position on the left of the Worshipful Master. The Worshipful Master will call on all the brethren present to join in receiving the Grand Master with the Grand Honors, by three times three.*

*The Grand Master will rap for all to be seated and the Grand Lodge Officers will march to their seats.*

**Worshipful Master:** Brethren only\*\*\*, I have the honor and pleasure of introducing to you Most Worshipful Brother \_\_\_\_\_, Grand Master of Masons in Nebraska. Salute him with the Grand Honors by three times three. Together Brethren (*Grand Honors are given*)

**Grand Master:** On behalf of the Grand Lodge of Nebraska and its \_\_\_\_\_ members, I would like to welcome all of you to today's Rededication Ceremony of \_\_\_\_\_ Lodge No. \_\_\_\_\_. I extend my congratulations to the brethren of the Lodge for their \_\_\_\_\_ years of service to the Fraternity and the community – something they should be proud of! The Grand Lodge of Nebraska is honored to officiate on this occasion. (*Grand Master can edit as he desires*)

**Grand Master:** All who are able please rise and honor our country and our flag.

\* \* \* **Remove hat.** Orders, present the Colors

(*Once the Colors are presented*) Please join me in the Pledge of Allegiance.

**Grand Master: Recover.** \* Please be seated. The officers of the Grand Lodge of Nebraska are honored to officiate at today's rededication and \_\_\_\_\_th year anniversary celebration. Would the Worshipful Master of \_\_\_\_\_ Lodge No. \_\_\_\_\_ approach the East?

**Worshipful Master:** (*Approaches the lectern and says:*) Most Worshipful Grand Master, the brethren of \_\_\_\_\_ Lodge No. \_\_\_\_\_, being desirous of continuing to promote the honor and interest of the Craft, ask that this lodge and its history of service to the fraternity be examined by you and your Grand Lodge Officers, and if it meets your approbation, that you solemnly rededicate it to all Masonic purposes, agreeable to ancient forms and usages.

**Grand Master:** In accordance with the teachings of our most ancient and honorable fraternity, it is our duty, before entering upon any great and important undertaking, to invoke the blessing of Deity. We will now unite with our Grand Chaplain in an address to the Throne of Grace. \* \* \* **Remove hat.**

**Grand Chaplain:** Let us pray. Almighty God, who hath given us grace at this time to make our common supplications unto Thee, and dost promise that where two or three are gathered together in Thy name, Thou wilt grant their request; we ask you now, O Lord, to fulfill the desires and petitions of Thy servants, as may be most expedient for them; granting us in this world knowledge of Thy truth, and in the world to come, life everlasting. Amen.

**Response by Brethren:** So mote it be.

**Grand Master: Recover.** Please be seated. \* *The Grand Master seats the assemblage, with the Worshipful Master returning to sit among his brethren.*

Brother Grand Marshal, \* you will deliver the working tools to the proper officers. *The Grand Marshal hands the Square, Level and Plumb to the Deputy Grand Master, Grand Senior Warden, and Grand Junior Warden, respectively and returns to his seat.*

**Grand Master:** Worshipful Master, the Grand Lodge will now carefully examine this building, and try it by the Square, Level, and Plumb. Brother Grand Marshal, \* accompany the Deputy Grand Master and the Grand Senior and Junior Wardens \*\* for the purpose of examining the building.

*The Grand Officers named above retire from the lodge and make an examination, after which they return and assume their seats.*

*The Grand Marshal goes to the Deputy Grand Master and requests him to follow him; the Grand Senior and Junior Wardens rise and follow. The four officers exit via the Reception Room door and re-enter via the Preparation Room door.*

*Upon re-entry through the Preparation Room door, the Grand Marshal, Deputy Grand Master, Senior and Junior Wardens march on the North outside line of march towards the altar and turn West of the altar and return to their seats in the South.*

*After the officers are at their seats the Grand Master raps \* and the three officers sit. The Grand Marshal then returns to his station and sits.*

**Grand Master:** Right Worshipful Deputy Grand Master, \* approach the East. *(Once DGM is at the podium)* What is the proper implement of your office?

**Deputy Grand Master:** The Square.

**Grand Master:** What are its moral and Masonic uses?

**Deputy Grand Master:** Morally, it teaches us to square our actions by the square of virtue, and by it, we prove our work.

**Grand Master:** Have you applied the square to the parts of this lodge which should be square?

**Deputy Grand Master:** I have, Most Worshipful Grand Master, and the craftsmen have performed their duty. *(Hands working tool to the Grand Marshal and returns to seat.)*

**Grand Master:** Right Worshipful Grand Senior Warden, \* approach the East. *(Once GSW is at the podium)* What is the proper implement of your office?

**Grand Senior Warden:** The Level.

**Grand Master:** What are its moral and Masonic uses?

**Grand Senior Warden:** Morally, it teaches equality, and by it, we prove our work.

**Grand Master:** Have you applied the level to the parts of this lodge which should be level?



**Grand Senior Warden:** I have, Most Worshipful Grand Master, and the craftsmen have performed their duty. *(Hands working tool to the Grand Marshal and returns to seat.)*

**Grand Master:** Right Worshipful Grand Junior Warden, \* approach the East. *(Once GJW is at the podium)* What is the proper implement of your office?

**Grand Junior Warden:** The Plumb.

**Grand Master:** What are its moral and Masonic uses?

**Grand Junior Warden:** Morally, it teaches rectitude of conduct, and by it, we prove our work.

**Grand Master:** Have you applied the plumb to the parts of this lodge which should be plumb?

**Grand Junior Warden:** I have, Most Worshipful Grand Master, and the craftsmen have performed their duty. *(Hands working tool to the Grand Marshal and returns to seat.)*

**Grand Master:** The original components of this building were tested by the proper implements of Masonry. It was constructed and completed amid the blessings of Peace, Unity, and Plenty, and has been for generations an inspiration to Freemasons and members of our appendant bodies. Truly, the craftsmen skillfully and faithfully performed their duties. Through our actions today, we validate the skills of those workmen, celebrate the many successes this lodge has evidenced, and demonstrate our commitment to continuing their vision of dedicated service to our beloved fraternity.

**Grand Master:** Brother Grand Marshal, \* you will present corn, wine, and oil to the proper officers.

*The Grand Marshal presents the vessel of corn to the Grand Junior Warden, the wine to the Grand Senior Warden, and the oil to the Deputy Grand Master.*

*After the Grand Marshal reaches his seat the Grand Junior Warden advances West of the Altar to the North outside line of march to the Symbolic Lodge's North side with the corn, scattering it on the floor of the Symbolic Lodge, moves to the West side of the Symbolic Lodge, facing East, and says:*

**Grand Junior Warden:** I scatter this corn as an emblem of Plenty; may the blessings of bounteous heaven be showered upon us, and upon all like patriotic and important undertakings, and inspire the hearts of the people with Virtue, Wisdom, and Gratitude. *(Returns to his seat by the same line of march, returns the corn to the Grand Marshal, and sits)*

*After the Grand Junior Warden returns to his seat and sits the Grand Senior Warden advances to the West of the Altar, then to the North outside line of march to the North side of the Symbolic Lodge with the wine, pouring it into the container of the Symbolic Lodge, moves to the West side of the Symbolic Lodge, facing East, and says:*

**Grand Senior Warden:** I pour this wine as an emblem of Joy and Gladness. May the Great Ruler of the Universe bless and prosper our national, state, and city governments, preserve the Union of the States in Harmony and Brotherly Love, that they shall endure through all time. *(Returns to his seat by the same line of march, returns the wine to the Grand Marshal, and sits)*

*After the Grand Senior Warden returns to his seat and sits the Deputy Grand Master advances to the Symbolic Lodge's North side via the North outside line of march with the oil to the North side of the Symbolic Lodge, pouring it into the container of the Symbolic Lodge, moves to the West side of the Symbolic Lodge facing East and says:*

**Deputy Grand Master:** I pour this oil as an emblem of Peace; may its blessings abide with us continually; and may the God of Heaven and Earth shelter and protect the widow and orphan, the bereaved, the afflicted, and the sorrowing, and vouchsafe to them the enjoyment of every good and perfect gift. *(Returns to his seat by the same line of march, returns the oil to the Grand Marshal, and sits)*

**Grand Master:** All who are able will please rise for prayer. \* \* \* **Remove hat.** May corn, wine, and oil, and all the necessities of life, abound among men throughout the world. May the blessing of Almighty God be upon this undertaking. May this building, having been planned with wisdom, supported by strength, and adorned with beauty, sustain its usefulness and be preserved to the latest ages, a monument to the energy and liberality of its founders, and an inspiration to the generations yet to enter these doors. Amen.

**Response by Brethren:** So mote it be.

**Recover.** Please be seated. \*

**Grand Master:** In compliance with the request of the proper authorities, this building is hereby rededicated in accordance with the ancient ceremonies of the Craft. Brother Grand Marshal, \* you will make proclamation thereof.

**Grand Marshal:** *(Made from West of the Altar facing East)* In the name of the Most Worshipful, the Grand Lodge of Ancient Free and Accepted Masons of Nebraska, I now proclaim that this building has been verified true and trusty, and remains in Ample Form, according to our customs, by the Grand Master of Masons. This proclamation is made from the East, *(facing East with right hand raised, one blast of the bugle)* from the West, *(facing West with right hand raised, two blasts of the bugle)* from the North, *(facing North with right hand raised, three blasts of the bugle)* and from the South. *(facing South with right hand raised, four blasts of the bugle)* All interested take due notice and govern yourselves accordingly. *(gavel raps or a gong may be substituted.)*

**Grand Master:** I now invite the Grand Orator to present his oration.

*Oration is presented.*

**Grand Master:** The benediction will now be pronounced by our brother, the Grand Chaplain. All who are able please rise. \* \* \* **Remove hat.**

**Grand Chaplain:** Almighty and everlasting God; giver of every good and perfect gift; bless, we beseech Thee, this building which we have this day rededicated. Send down upon Thy servants here, and upon those who shall in the future here assemble, Thy choicest blessings. Extend Thy mercies through our lives, and when our labors are ended, gather us into that house not made with hands, eternal in the heavens, and Thine shall be the glory, forever and ever. Amen

**Response by Brethren:** So mote it be.

**Grand Master:** **Recover.** Please be seated. \*

**Grand Master:** This concludes the Ceremony. I thank you for attending this special day. I would like to thank the following people and organizations for their part in making this occasion happen.

- \_\_\_\_\_ for their presentation of the Colors.
- \_\_\_\_\_ for requesting the Grand Lodge to perform the ceremony.
- \_\_\_\_\_ Lodge No. \_\_\_\_\_ for arranging for and participating in the ceremony.
- \_\_\_\_\_ for providing the Arch of Steel.
- \_\_\_\_\_ for sounding the bugle at the proclamation.

**Grand Master:** At this time I want to take a moment to introduce the Past Grand Masters in attendance (*if needed*) and the Grand Lodge Officers who traveled here to assist in today's ceremony. (*make introductions*)

**Grand Master:** In closing, it was an honor to rededicate \_\_\_\_\_ Lodge No. \_\_\_\_\_ and be a part of your \_\_\_\_\_<sup>th/nd</sup> Anniversary Celebration. Thank you for attending. This concludes the ceremony.

## Reception of Visitors

*The reception of visitors, with the honor due their rank, is an ancient custom of the Fraternity. It is an act of great discourtesy to a visiting officer to omit his formal reception by the lodge; and, in an official visitation, the visiting officer should ordinarily require it. On the occasion of visits not official, it will be found to greatly increase a true fraternal feeling when this courtesy is properly shown.*

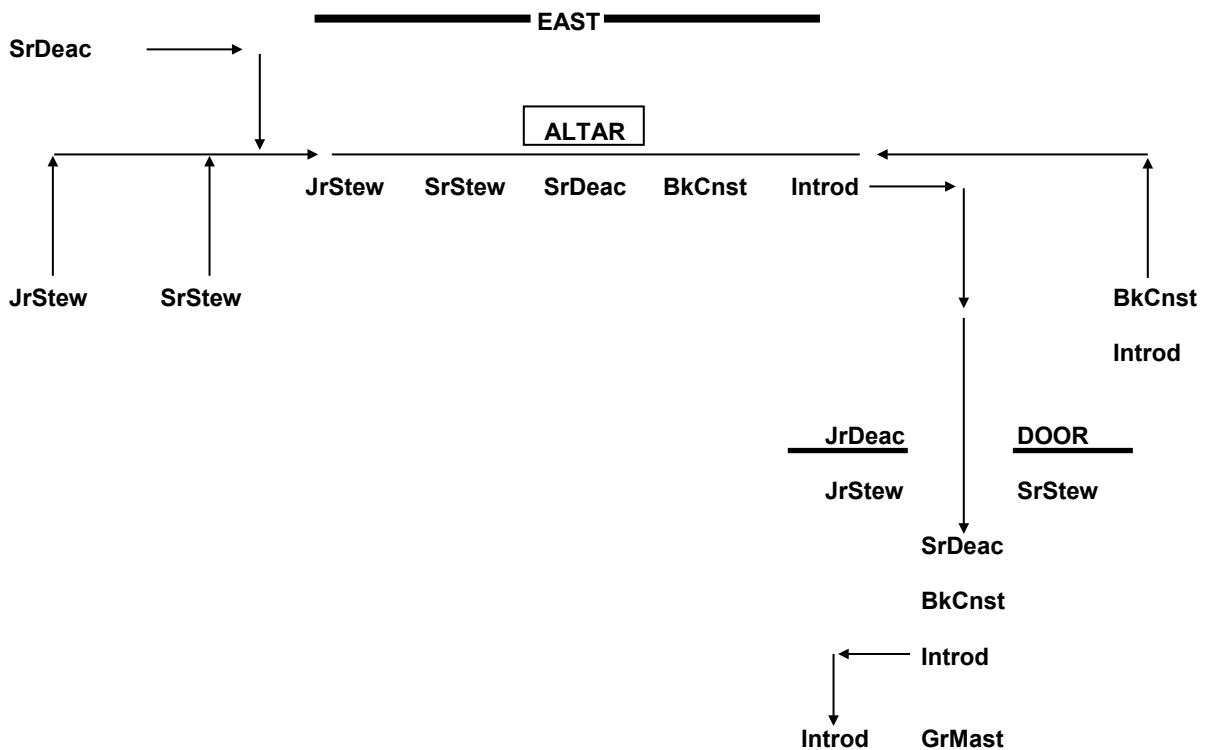
### The Grand Master

*When a visit from the Grand Master is expected, the Master will see that convenient accommodations are provided. When the Grand Master's presence is made known, the Master appoints a committee to escort him to the lodge room. The committee shall consist of the following: a Past Master to act as introducer and chairman of the committee, a Past Master to carry the Book of Constitutions, the Senior Deacon, and the Stewards. The Worshipful Master then says:*

**Worshipful Master:** Brother Senior Deacon, retire with committee and conduct the Grand Master (or the personal representative of the Grand Master) to the lodge room.

*The committee approaches the Altar, salutes the Worshipful Master, and retires. If it is an open meeting the committee does not salute.*

### Line Up On Retiring



*On the return of the committee, the Senior Deacon gives the alarm at the door.*

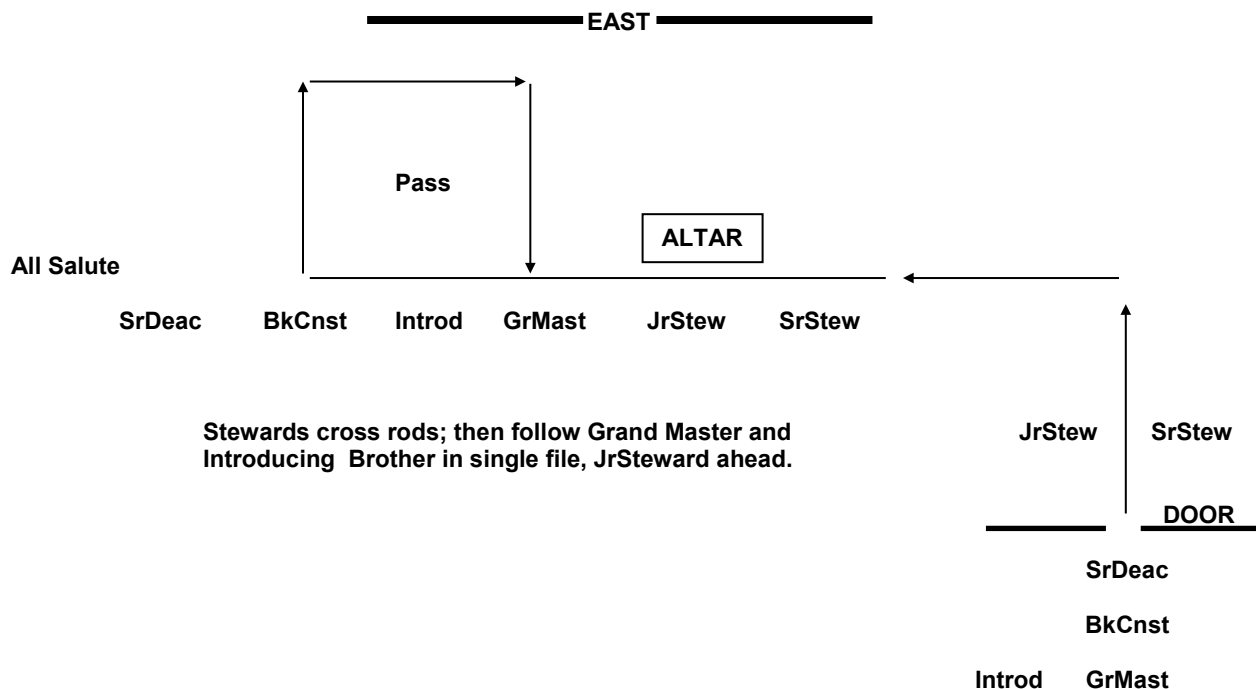
**Junior Deacon:** There is an alarm at the door, Worshipful Master.

**Worshipful Master:** Attend to the alarm.

*The Junior Deacon answers the alarm, opens the door, and returns to his place.*

**Junior Deacon:** The Most Worshipful Grand Master (or the personal representative of the Grand Master) of the Grand Lodge of Ancient Free and Accepted Masons of Nebraska.

### Line Up on Entering and Receiving



*When the announcement is made, the Worshipful Master calls up the lodge and removes his hat. The Stewards enter and raise their rods to form a triangle at the one-third line. The Senior Deacon and Past Master carrying the Book of Constitutions enter, in single file. The Chairman of the Committee (the introducer) conducts the Grand Master on his right to the Altar. When the line has passed, the Stewards join at the rear of the procession. When the Committee, with the Grand Master, arrives at the Altar, they should be in the following order from North to South: The Senior Deacon, Past Master carrying the Book of Constitutions, Chairman of the Committee (introducer), Grand Master, Junior and Senior Stewards.*

*The Worshipful Master acknowledges the salute of the Committee with the gavel. If it is an open meeting they do not salute.*

**Introducer:** Worshipful Master, I have the honor and pleasure of introducing to you Most Worshipful Brother \_\_\_\_\_, Grand Master of Masons of Nebraska. *He (the Introducer) then takes one step back.*

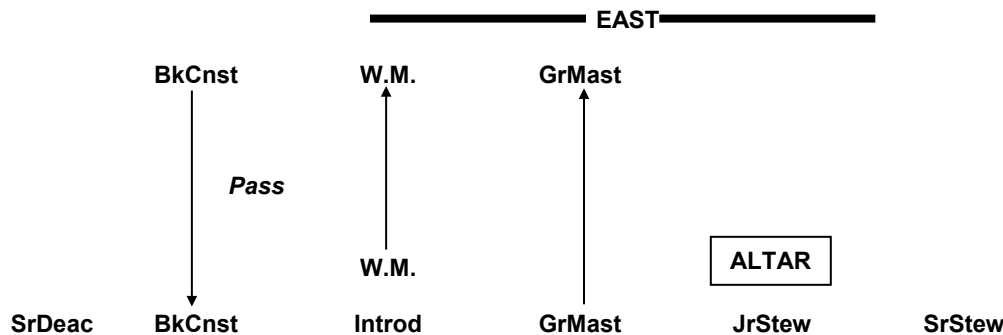
OR

**Introducer:** Worshipful Master, I have the honor and pleasure of introducing to you (use proper title and name), personal representative of the Grand Master of Masons of Nebraska. *He (the Introducer) then takes one step back.*

*The Worshipful Master takes the gavel by the handle in his left hand, and descends the dais, keeping the pedestal on his left. As the Worshipful Master approaches the Altar, at a point midway between the Altar and the East, he passes the Past Master who is carrying the Book of Constitutions to the East. The Worshipful Master extends his right hand to the Grand Master and says:*

**Worshipful Master:** Most Worshipful Sir, we are honored by your presence.

### Conducting the Grand Master to the East



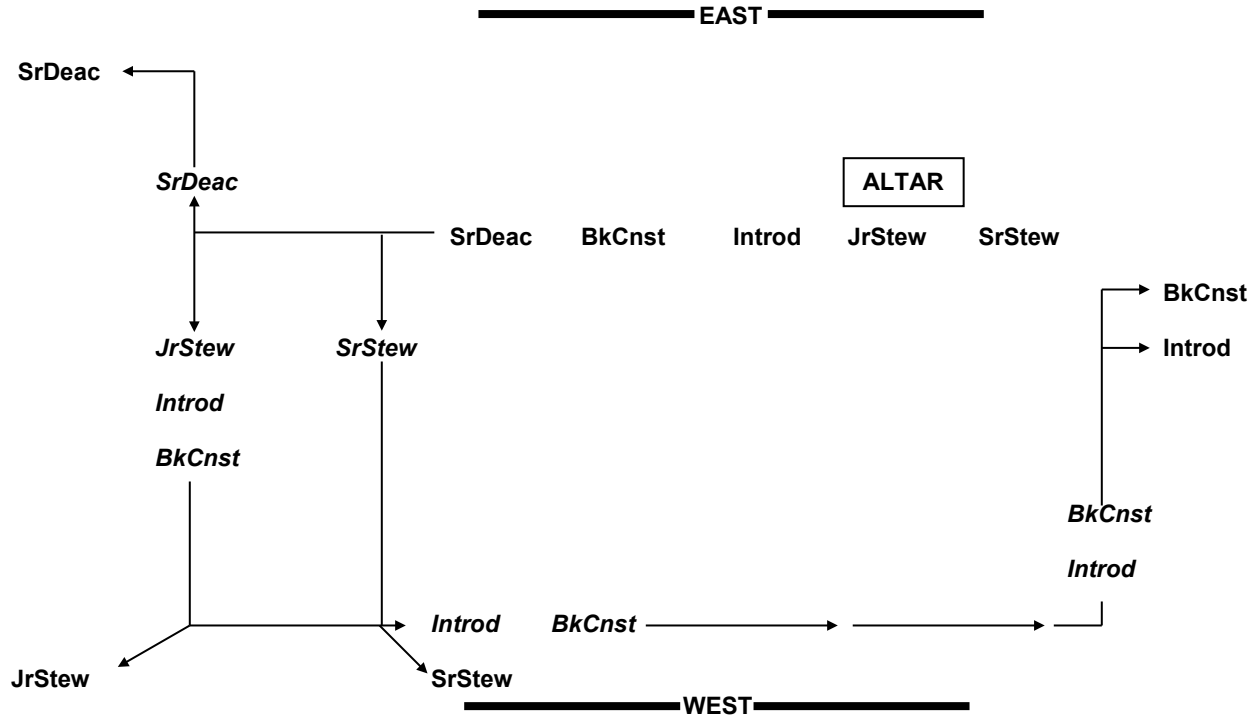
*The Worshipful Master presents the gavel to the Grand Master with his right hand, handle first, and escorts the Grand Master to the East. At a point midway between the East and the Altar, they meet the Past Master, who has carried the Book of Constitutions to the Master's pedestal, returning to his place in the line. The Grand Master takes his place in the East, back of the pedestal, with the Worshipful Master on his right. The Worshipful Master then gives the following introduction.*

**Worshipful Master:** Officers and Brethren of \_\_\_\_\_ Lodge No. \_\_\_\_\_, and visiting Brethren. I have the honor and pleasure of introducing to you Most Worshipful Brother \_\_\_\_\_, Grand Master of Masons of Nebraska. Salute him with the Grand Honors by three times three. Together, brethren.

OR

**Worshipful Master:** Officers and Brethren of \_\_\_\_\_ Lodge No. \_\_\_\_\_, and visiting Brethren. I have the honor and pleasure of introducing to you (proper title and name), Personal Representative of the Grand Master of Masons of Nebraska. Salute him with the Grand Honors by three times three. Together, brethren.

**Officers are Seated**



*After the Grand Master has been introduced, the Reception Committee will march in single file to the North marching line. The Senior Deacon proceeds East on the North line of march, to his station. The Past Master carrying the Book of Constitutions, followed by the Introducer, proceed West, then South, then East, to their chairs on the South side of the Lodge Room. The Junior Steward and Senior Steward, marching abreast of one another, follow immediately behind the Introducer until they reach the West marching line, at which point they proceed to their stations.*

**The Deputy Grand Master and Grand Wardens**

*The form is the same as for the Grand Master except that the Book of Constitutions will not be borne before them, nor the Grand Honors given.*

**Visiting Brethren**

*Lodges may receive visiting Masons in good standing of any degree, but from such jurisdictions only as are recognized by this Grand Lodge. They should be vouched for by one with whom the brother has sat in lodge, or examined only under the direction of the Master. A visitor is entitled to see the lodge charter previous to his examination; but, he is received by courtesy only, and can participate in lodge proceedings only so far as leave is granted.*

*If a member of a subordinate lodge objects to a visitor's admission, the latter must be excluded; but, the objection holds only during the meeting at which it is made. An objection to a brother*

*as a visitor in a lodge which has been requested to confer the remaining degrees upon him should not be entertained until after such degrees have been conferred.*

*No subordinate lodge in this jurisdiction shall receive a visitor, unless a Master Mason, known as such in the lodge, shall vouch for the visitor as a Mason in good standing; or, until the visitor, after strict examination, shall prove himself to be a Mason in good standing in some subordinate lodge in this Grand Jurisdiction, or under the jurisdiction of a Grand Lodge recognized by this Grand Lodge.*

*No such visitor shall be examined until he produces to the Worshipful Master of the lodge, or to the committee of examination appointed by the Master, a certificate under the seal of his lodge, authenticated by the seal of the Grand Lodge of the jurisdiction whence the visitor comes, which certificate must show that he is a member of said lodge in good standing. Such diplomas and certificates as are authorized by the law of the Grand Jurisdiction whence the visitor comes may be accepted as filling the requirements of this section in that respect. And, the Master and committee must be satisfied that the lodge giving the certificate is a regular lodge, working under the jurisdiction of this Grand Lodge, or of a regular Grand Lodge recognized by the Grand Lodge A.:F & A.:M.: of Nebraska; and, unless such certificate is dated within one year prior to the date of such examination, the visiting brother must also present some receipt of documentary evidence from his lodge, bearing a date not to exceed twelve months prior to the date of such examination, showing that he remains a member of said lodge in good standing. No subordinate lodge shall permit a brother holding membership in a lodge outside this Grand Jurisdiction to visit a Nebraska lodge, who does not exhibit a proper diploma or receipt for dues dated within one year prior to such visitation.*

*When a Brother visits a lodge for the first time and has been examined or vouched for, he should be introduced in the following manner. The Senior Deacon conducts the Brother to a place West of the Altar and says:*

**Senior Deacon:** Worshipful Master, I have the pleasure of introducing to you Brother \_\_\_\_\_, of \_\_\_\_\_ Lodge No. \_\_\_\_\_ at \_\_\_\_\_.

*The Worshipful Master raises the Lodge.*

**Worshipful Master:** Brother \_\_\_\_\_, it gives me pleasure to introduce you to the officers and members of \_\_\_\_\_ Lodge No. \_\_\_\_\_ and our visiting Brethren, and to welcome you to a seat among us. We meet on \_\_\_\_\_, and shall be very glad to welcome you to any of our meetings.

*The Senior Deacon conducts the visitor to a seat, and the lodge is seated.*

*No brother should be allowed to visit a lodge for the first time without an introduction. If the visitor is a Past Master, an officer of any Grand Lodge, or a permanent member of our own Grand Lodge, he should be invited to a seat in the East. The Master should take great care to extend the proper courtesies to visiting brethren, and to make them feel welcome.*



### Tyler's Oath

I, \_\_\_\_\_, do hereby and hereon solemnly and sincerely swear that I have been regularly (initiated as an Entered Apprentice Mason) or (passed to the degree of a Fellow Craft Mason) or (raised to the sublime degree of a Master Mason) in a just and legally constituted Lodge of such; that I do not now stand suspended or expelled; and know of no reason why I should not hold Masonic communication with my brethren.

## Installation of Officers of Subordinate Lodge

*If the lodge has been previously constituted, the lodge is in charge of the installation ceremony. The installing officer must be a Past Master, and he will remain uncovered during the entire ceremony. The installing officer is addressed by the title of his office, if a Grand Officer, or Worshipful Master. The other installing officers are Secretary, Marshal and Chaplain. Also, an Organist if one is used. The installation ceremony may be open or closed to the public. A lodge of Masons must be opened in regular form, and everything that constitutes a lodge must be in evidence. The Installing Marshal will see that the jewels, rods, baton, and Tyler's sword, as well as the furniture and implements, are placed on a table near the East. He will also see that the necessary chairs are placed West of the Altar. Reference may be made to the charter without removing it from its usual position. All members of the Craft should wear aprons.*

**Worshipful Master:** Brother Secretary, you will announce the names of the officers, elected and appointed, to govern this Lodge.

*As the names are called by the Installing Secretary, the officers take their positions in front of the chairs, West of the Altar, facing the East, with the Master-Elect on the South end of the line.*

**Worshipful Master:** Brethren of \_\_\_\_\_ Lodge No. \_\_\_\_\_, the brethren who have been selected as officers of your Lodge are at the Altar. If there is any brother present who knows of any just cause why any of these brethren should not be installed, let him make it known now.

*Pause. The Installing Master seats the brethren. \**

**Worshipful Master:** Brother Marshal, you will conduct the Master-Elect to the Altar.

**Marshal:** Worshipful Master, I present to you my worthy Brother \_\_\_\_\_ to be installed Master of \_\_\_\_\_ Lodge No. \_\_\_\_\_. I believe him to be of good morals, and great skill, true and trusty; and as he is a lover of the whole Fraternity, wherever dispersed over the face of the earth, I doubt not he will discharge his duties with fidelity.

**Worshipful Master:** My Brother, the office of Master is of great antiquity and respect, and is one of the highest offices to which we may aspire. Its incumbent, to rule well, should possess and practice several important requisites.

As a man, he should be of approved integrity and irreproachable morals; of good repute in the world; and practicing as an example to his brethren, the cardinal virtues of TEMPERANCE, FORTITUDE, PRUDENCE AND JUSTICE.

As a citizen, he should be loyal to his government; prompt in the duties he owes to society; and a pattern of fidelity.

As a Mason, he should be prompt to aid and relieve; and should cultivate everywhere and at all times, the golden tenets of BROTHERLY LOVE, RELIEF AND TRUTH.

As an officer, he should remember first of all, that he is an individual Mason; and though elevated for a time above his brethren, he is elevated by them. He should be accessible to all, cultivating the closest friendship and the most unlimited confidence with his associate officers; be eager to take counsel with his brethren, and ready to give it; be ready to reward good, be devoid of favoritism, and wholly impartial. Such are some of the most important qualifications which a Master should possess. It may be that most, if not all of us, have failed to reach this standard; but it is attainable; and be it your purpose to reach it, and be a bright and shining example to those who shall come after you.

My brother, no man should ever enter upon any great and important undertaking without first invoking the blessing of deity. Brother Marshal, you will conduct the Installing Chaplain to the Altar.

*The Marshal conducts the Installing Chaplain East of the Altar, facing West. The Master-Elect and the Installing Chaplain should kneel at the same time. The Installing Master raises the entire assembly. \* \* \* The Installing Chaplain gives the following, or some suitable prayer.*

**Installing Chaplain:** Most holy and glorious Lord God, we approach Thee with reverence, and implore Thy blessing on this brother, elected to preside over this Lodge, and now before Thee. Fill his heart with Thy fear; that his voice and actions may pronounce Thy glory. Make him steadfast in Thy service. Grant him firmness of mind. Animate his heart and strengthen his endeavors. May he teach Thy judgments and Thy laws, and be Thy true and faithful servant. Bless him, O Lord, and bless the work of his hands. Accept us in mercy. Amen

**Response by Brethren:** So mote it be.

*The Master-Elect remains kneeling West of the Altar.*

*The Marshal conducts the Installing Chaplain to his seat.*

*The Installing Master, standing in the East back of the pedestal says:*

**Installing Master:** Brother \_\_\_\_\_, say I, pronounce your name, and repeat after me. \_\_\_\_\_ do solemnly promise, on the honor of a Mason, that while serving as Master of \_\_\_\_\_ Lodge No. \_\_\_\_\_, I will, to the best of my ability, strictly comply with, abide by, and enforce the constitution, laws, and edicts of the Most Worshipful, the Grand Lodge of Ancient Free and Accepted Masons of Nebraska; the bylaws of \_\_\_\_\_ Lodge No. \_\_\_\_\_; and all ancient Masonic usages, so far as they shall come to my knowledge. You will rise.

*The Installing Master seats the lodge. \**

My Brother, previous to your investiture, it is necessary that you signify your assent to those ancient Charges and Regulations which point out the duty of the Master of a Lodge.

*The Master, to whom these charges are addressed, should signify his assent to all of them at the close.*

- I. You agree to be a good man and true, and strictly to obey the moral law?
- II. You agree to be a peaceable citizen, and cheerfully to conform to the laws of the country in which you reside?
- III. You promise not to be concerned in plots and conspiracies against government, but patiently to submit to the law and constituted authorities?
- IV. You agree to pay a proper respect to the civil magistrates; to work diligently, live creditably, and act honorably by all men?
- V. You agree to hold in veneration the original rulers and patrons of Freemasonry, and their regular successors, supreme and subordinate, according to their stations; and to submit to the decisions and resolutions of your brethren when in Lodge convened, in every case consistent with the constitutions of Freemasonry?
- VI. You agree to avoid private piques and quarrels, and to guard against intemperance and excess?
- VII. You agree to be cautious in your behavior, courteous to your brethren, and faithful to your Lodge?
- VIII. You promise to respect genuine brethren, and to discountenance imposters, and all dissenters from the original plan of Masonry?
- IX. You agree to promote the general good of society, to cultivate the social virtues, and to propagate the knowledge of the mystic art?
- X. You promise to pay homage to the Grand Master for the time being, and to his officers when duly installed; and strictly to conform to every edict of the Grand Lodge, or General Assembly of Masons, that is not subversive to the principles and groundwork of Masonry?
- XI. You admit that it is not in the power of any man, or body of men, to make innovations in the body of Masonry?
- XII. You promise a regular attendance on the committees and communications of the Grand Lodge on receiving proper notice, and to pay attention to all the duties of Masonry on convenient occasions?
- XIII. You admit that no new lodge shall be formed without permission from the Grand Lodge and that no countenance be given to any irregular lodge, or to

any person clandestinely initiated therein, being contrary to the Ancient Charges of Freemasonry?

- XIV. You admit that no person can be regularly made a Mason in, or admitted a member of, any regular lodge, without previous notice, and due inquiry into his character?
- XV. You agree that no visitors shall be received into your Lodge, without due examination and satisfactory evidence of their having been initiated in a regular lodge?

These are the regulations of Ancient Free and Accepted Masons. Do you submit to these Charges, and promise to support these Regulations, as Masters have done in all ages before you?

*The Master-Elect will answer in an audible voice: I do.*

**Installing Master:** Brother \_\_\_\_\_, in consequence of your cheerful conformity to the Charges and Regulations of the Ancient Fraternity, you are now to be installed Master of \_\_\_\_\_ Lodge No. \_\_\_\_\_ in full confidence of your care, skill and ability to govern the same. Brother Marshal, you will conduct the Master-Elect to the East.

My brother, the Marshal will now invest you with the jewel of your office, the Square. (*The Marshal places the jewel*). As the Square is employed by the operative Mason to fit and adjust the stones of a building, that all its parts may properly agree; so you, as Master of this Lodge, are admonished by the symbolic meaning of the Square, to preserve that moral deportment among the members of your lodge, which should always characterize good Masons; and to exert your authority to prevent ill feelings or angry discussion arising to impair the harmony of its meetings.

*The Marshal will hand the furniture and implements to the Master-Elect, as each is being explained by the Installing Master.*

You will also receive the furniture and implements of the Lodge. The Holy Writings, that Great Light in Masonry, will guide you to all truth; it will direct your paths to the Temple of Happiness; and point out to you the whole duty of man.

The Square is an instrument made use of by operative Masons to square their work. But we, as Free and Accepted Masons, making use of the tools of the operative Craft as symbols for our moral instruction, are taught to make use of it for the more noble and glorious purpose of squaring our actions by the Square of Virtue.

The Compass teaches us to circumscribe our desires, and keep us within due bounds with all mankind.

The Book of Constitutions you are to search at all times. Cause it to be read in your Lodge, that none may pretend ignorance of the excellent precepts it contains.

You now assume responsibility for the Charter by the authority of which this Lodge is held. As its lawful custodian, you are to carefully preserve and duly transmit it to your successor in office.

You will also receive the Bylaws of this Lodge, which you are to see carefully and punctually executed.

*The Installing Master conducts the Master up the steps and places him behind the Master's pedestal.*

I place in your hand this Gavel, an additional insignia of your rank and authority. Wield it, my Brother, with prudence and discretion.

I now seat you in the Oriental Chair and cover you with that distinction which, in this Lodge, is alone your privilege to wear.

*The Installing Master will raise the brethren only. \* \* \**

Worshipful Master, behold your brethren. Brethren, behold your Worshipful Master.

*The Brethren face the Master, assume the Cross of the Good Shepherd, and bow slightly. The Master responds by touching his breast with the gavel. The Installing Master seats the brethren. \**

**Installing Master:** The remaining officers will now rise and receive their obligation. Each of you do solemnly promise, upon the honor of a Mason, that you will, according to the best of your ability, strictly comply with the Constitution and Laws of the Most Worshipful, the Grand Lodge of Ancient Free and Accepted Masons of Nebraska; the bylaws of the Lodge; and that you will faithfully perform all the duties of the office to which you have severally been elected or appointed.

*The officers will answer in an audible voice: I do.*

*The Installing Master seats the officers. \**

**Installing Master:** Brother Marshal, you will present each of the remaining officers, in the order of their rank, to the East, for installation.

*In presenting the officers, the Marshal will announce the name of the brother and the office to which he has been elected or re-elected, or appointed or re-appointed, using the same form as the first sentence in presenting the Master. At the conclusion of the Installing Master's charge to each officer, the Marshal will conduct the officer(s) to their seat in the lodge, and will indicate with a slight nod that they may be seated.*

### Senior Warden

**Installing Master:** Brother \_\_\_\_\_, you have been elected Senior Warden of this Lodge and will now be invested with the jewel of your office. (*The Marshal places the jewel*). The Level demonstrates that we are descended from the same stock, partake of the same nature, and share the same hope; and, though distinctions among men are necessary to preserve harmony, yet no eminence of station should make us forget that we are brethren. Your regular and punctual attendance is essential. In the absence of the Master, you are to govern this Lodge. In his presence, you are to assist him in the government of it. I firmly rely on your knowledge of Masonry and attachment to the Lodge for the faithful discharge of the duties of this important trust. LOOK WELL TO THE WEST.

### Junior Warden

**Installing Master:** Brother \_\_\_\_\_, you have been elected Junior Warden of this Lodge and will now be invested with the jewel of your office. (*The Marshal places the jewel*). The Plumb admonishes us to walk uprightly in our several stations before God and man, to observe the just medium between intemperance and pleasure; and to make our passions and prejudices coincide with the line of our duty. To you, is committed the superintendence of the craft during the hours of refreshment, and to see that none convert the purposes of refreshment into intemperance and excess. LOOK WELL TO THE SOUTH.

### Treasurer

**Installing Master:** Brother \_\_\_\_\_, you have been elected Treasurer of this Lodge and will now be invested with the jewel of your office. (*The Marshal places the jewel*). I trust your regard for the Fraternity will prompt you in the faithful discharge of the duties of your office.

### Secretary

**Installing Master:** Brother \_\_\_\_\_, you have been elected Secretary of this Lodge and will now be invested with the jewel of your office. (*The Marshal places the jewel*). It is your duty to observe the Worshipful Master's will and pleasure. Your good inclination to Masonry and your Lodge will induce you to discharge the duties of your office with fidelity; and by so doing, you will merit the esteem and approbation of your brethren.

### Chaplain

**Installing Master:** Brother \_\_\_\_\_, you have been appointed Chaplain of this Lodge and will now be invested with the jewel of your office. (*The Marshal places the jewel*).

That Holy Book, which is the chart and textbook of your sacred calling, is also the Great Light in Masonry, and forever sheds its benignant rays on every lawful assemblage of Free and Accepted Masons. From it, we may learn our duty to God, our neighbor and ourselves. Teach us from its life-giving precepts, and you will have faithfully fulfilled your sacred and important trust.

### Deacons

**Installing Master:** Brothers \_\_\_\_\_ and \_\_\_\_\_, you have been appointed Senior and Junior Deacons of this Lodge and will now be invested with the jewel of your office. (*The Marshal places the jewels*). You will also receive these rods, (*the Marshal hands each Deacon a rod*) which you will bear in the performance of your duties, as symbols of your deputed authority. It is your duty to attend on the Master and Wardens, and to act as their proxies in the active duties of the Lodge, such as in the reception of candidates into the different degrees of Masonry and the introduction and accommodation of visitors. A strict adherence to your duties will make our ceremonies more impressive to our members and visitors.

### Stewards

**Installing Master:** Brothers \_\_\_\_\_ and \_\_\_\_\_, you have been appointed Senior and Junior Stewards of this Lodge and will now be invested with the jewel of your office. (*The Marshal places the jewels*). You will also receive these rods, (*the Marshal hands each Steward a rod*) which you will carry in the performance of your ritualistic duties. You are to assist the Deacons and other officers in performing their respective duties; and when the Lodge is at refreshment, it will be your duty to extend to visiting brethren such attentions as circumstances shall suggest. Your regular and early attendance at our meetings will afford the best proof of your zeal and attachment to the Lodge.

*The offices of Marshal and Organist are not required by Grand Lodge bylaw and are at the option of the Master.*

### Marshal

**Installing Master:** Brother \_\_\_\_\_, you have been appointed Marshal of this Lodge and will now be invested with the jewel of your office, (*the Marshal places the jewel*) and this Baton (*the Marshal hands the Baton to the Marshal*) as the symbol of your authority. It is your duty to organize, form and conduct all processions; to make proclamations when directed to do so, and to perform such other duties as the Worshipful Master shall direct.

### Organist

**Installing Master:** Brother \_\_\_\_\_, you have been appointed Organist of this Lodge and will now be invested with the jewel of your office. (*The Marshal places the jewel*). Under the direction of the Worshipful Master, you will conduct the musical services of the Lodge. As harmony is the strength and support of all societies, so may it continue to strengthen and support our institution.

### Tyler

**Installing Master:** Brother \_\_\_\_\_, you have been appointed Tyler of this Lodge and will now be invested with the jewel of your office, (*The Marshal places the jewel*) and this Sword, (*The Marshal hands the Sword to the Tyler*) the ancient symbol of the Tyler. As the Sword is placed in the hand of the Tyler to enable him to guard against the approach of cowans and eavesdroppers, and suffer none to pass or re-pass but such as are duly qualified,



so it should admonish us to set a guard over our thoughts, a watch at our lips, post a sentinel over our actions, thereby preventing the approach of every unworthy thought or deed. I trust that your regard for good order will prompt you in the faithful discharge of your duties.

### Historian

**Installing Master:** Brother \_\_\_\_\_, you have been appointed historian of this lodge, and I now invest you with the jewel of your office. (*The Marshal places the Jewel*) It is your duty to record the history of the Lodge and to make note of its important doings. You are enjoined by your brethren to preserve for posterity those matters that should not be permitted to escape the memory of all good Masons.

### Charge to the Officers and Brethren

**Installing Master:** Worshipful Master, (*called up by one rap of the gavel*) \* the Grand Lodge has committed to your care the superintendence and government of the brethren who compose \_\_\_\_\_ Lodge No. \_\_\_\_\_. You cannot ignore the obligations which devolve upon you as their head; nor your responsibility for the faithful discharge of the important duties you will be called upon to perform. The honor, reputation and usefulness of this Lodge will materially depend upon the skill and assiduity with which you manage its concerns, while the happiness of its members will be generally promoted in proportion to the zeal and ability with which you teach and practice the genuine principles of our Fraternity. It is your province to spread and communicate light and instruction to the members of your Lodge. Forcibly impress upon them the dignity and importance of Masonry, and seriously admonish them never to disgrace it. Charge them to practice, out of the Lodge, those duties which they have been taught in it; and by amiable, discreet, and virtuous conduct, to convince mankind of the goodness of the institution; so that when a man is said to be a member of it, the world may know that he is one to whom the burdened heart may pour out its sorrow; to whom distress may prefer its suit; whose hand is guided by justice; and whose heart is expanded by benevolence. In short, by a diligent observance of the Constitution, Laws, and Regulations of the Grand Lodge, the bylaws of this Lodge, the great traditions of Masonry; and above all, the Holy Scriptures, which are given as a rule and guide to our faith, you will be enabled to acquit yourself with honor, and lay up a crown of rejoicing which shall continue when time shall be no more.

Brothers Senior and Junior Wardens, (*called up with two raps of the gavel*) \* \* you are too well acquainted with the principles of Masonry to warrant any distrust that you may be found wanting in the discharge of your respective duties. What you have seen praiseworthy in others, you should carefully emulate; and what in them may have appeared defective, you should, in yourselves, amend. You should be examples of good order and regularity, for it is only by due regard to the laws in your own conduct that you can expect obedience to them from others. You are assiduously to assist the Master in the discharge of his trust, diffusing light and imparting knowledge to all whom he shall place under your care. In the absence of the Master, you will succeed to higher duties. Your acquirements must, therefore, be such that the Craft may never suffer from want of proper instruction. I entertain no doubt that your future conduct will be such as to merit the respect of your brethren.

Brethren, (*called up by three raps of the gavel*) \* \* \* such is the nature of our constitution that as some must, of necessity, rule and teach, so others must, of course, learn to submit and obey. Humility in both is an essential duty. The officers who are to govern your Lodge are sufficiently conversant with the rules of propriety and the laws of the Fraternity to avoid exceeding the powers with which they are entrusted; and you are of too generous a disposition to envy their preferment. I therefore trust that you will have but one aim, to please each other, and unite in the grand design of being happy and communicating happiness; so that the principles and precepts of Masonry may be taught and practiced for the good of our fellow man and to the honor and glory of God. Finally, my brethren, as this Lodge has been formed and perfected in so much unanimity and concord, so may it long continue. May you long enjoy every satisfaction and delight which true friendship can afford. May kindness and Brotherly Love distinguish your conduct as men and Masons. Within your peaceful walls, may your children's children celebrate, with joy and gratitude, the annual recurrence of this happy occasion. And may the tenets of our profession be transmitted through your Lodge pure and unimpaired, from generation to generation.

**Installing Master:** Brother Marshal, you will make proclamation that the officers of \_\_\_\_\_ Lodge No. \_\_\_\_\_ have been regularly installed for the ensuing Masonic year.

*The Marshal goes to a place West of the Altar by way of the South marching line.*

**Installing Marshal:** By order of the Installing Master, I do hereby proclaim that the officers of \_\_\_\_\_ Lodge No. \_\_\_\_\_ have been regularly installed for the ensuing Masonic year. This proclamation is made from the EAST, (*Installing Master raps once*) \* from the WEST, (*Senior Warden raps once*) \* and from the SOUTH, (*Junior Warden raps once*) \* Once, (*Junior Warden raps once*) \* Twice, (*Senior Warden raps twice*) \* \* Thrice, (*Installing Master raps thrice*) \* \* \*. All interested, take due notice and govern themselves accordingly.

*The Installing Master hands the gavel to the Master and is seated among the brethren. A short oration or other appropriate program may be in order at this time.*

*If the installation is a public ceremony, the Lodge will be publicly closed in due form.*

*Our closing ceremony contains no esoteric work that cannot be revealed to the public. Therefore, the Lodge may be closed using the standard closing procedure.*

## Installation of Grand Lodge Officers

*The Deputy Grand Master (Grand Master-Elect) will open a special communication of the Grand Lodge in due form.*

*A director may be used to assure the smooth flow of the ceremony.*

**Director:** *(Gavel the audience to silence and announce) \* The Most Worshipful, the Grand Lodge of Ancient Free and Accepted Masons of Nebraska.*

Good afternoon, my name is \_\_\_\_\_, Past Grand Master. On behalf of the 20\_\_\_\_\_ officers, I want to welcome you to this \_\_\_\_ (st/nd/rd/th) Installation of the Officers of the Grand Lodge of Nebraska. Your attendance this afternoon is most appreciated and I know the Grand Lodge Officers are encouraged by your presence and support as they begin this new Masonic Year.

I now have the honor and privilege of introducing to you the Installing Officers of the Most Worshipful, the Grand Lodge, Ancient Free and Accepted Masons of Nebraska.

Installing Past Grand Master: \_\_\_\_\_

Installing Grand Secretary: \_\_\_\_\_

Installing Grand Chaplain: \_\_\_\_\_

Installing Grand Marshal: \_\_\_\_\_

*As the installing officers enter and take their places, the director will hand the gavel to the Installing Past Grand Master and retire. There should be background march music.*

*Past Grand Master: Seats the installing officers with \* one rap of the gavel.*

**Installing Past Grand Master:** Brethren of the Grand Lodge of Nebraska, we are now prepared to install your Grand Officers for the ensuing year. Brother Grand Secretary, (\* one rap) you will announce the names of the Brethren who have been elected and appointed officers of this Grand Lodge.

*As the names are called, the officers selected take their position in line, West of the Altar, facing East, with the Grand Master-Elect on the South end of the line. Officers remain standing for presentation of the Colors and Pledge of Allegiance.*

**Installing Past Grand Master:** Please rise for presentation of the Colors by \_\_\_\_\_ and the pledge of Allegiance. (\*\*\*) three raps)

*(After the flags are placed in the East) Please join me in honoring our country and its flag with the Pledge of Allegiance.*

**Grand Marshal:** Most Worshipful Past Grand Master, the officers elected and appointed are before you.

**Past Grand Master:** Brethren, if any member of this Grand Lodge knows of any just reason why any of these Brethren should not be installed, let him speak now or ever after hold his peace.

*If no objections are made, he proceeds:*

We are pleased to observe that you still approve the choices made, and we will now proceed with the installation. Let us unite in solemn prayer with our Very Worshipful Grand Chaplain.

*The Installing Marshal, or Stewards, if they are used, will conduct the Grand Chaplain to the Altar. The Installing Past Grand Master will call up the assembly with three raps of the gavel.  
\* \* \**

**Grand Chaplain:** Let us pray.

*The following, or an appropriate prayer, should be given at this time.*

**Grand Chaplain:** Eternal Source of life and light, we humbly implore Thy divine favor upon this occasion, and upon the institution in whose services we are now engaged. Make it yet more helpful and beneficial to mankind, and inspire all who are connected with it with an ardent love of Thee, and each other, and of every member of the human family. Bless now Thy servant before Thee, who is about to assume a new and important relation to his Brethren. Give him wisdom, give him strength, give him love. Enable him so to rule, that he may keep in view the best interests of the Great Brotherhood now about to be committed to his charge. Enable him to feel that he is to assume great and trying responsibilities, and to discharge them as to win all hearts. Grant Thy blessing upon the brethren who are to be associated with him in office. May they feel a just sense of their accountability to Thee and to the Fraternity; and may they ever be faithful and zealous and assist to uphold the hand of their Grand Master in all good deeds. In Thee O God, as in the days of our apprenticeship, we do put our trust. Be Thou our friend, conductor, and guide in the unseen vicissitudes of life before us, and bring us all at last to see the Great Light, inaccessible and full of glory, where we shall behold Thee with unclouded vision forevermore. Amen.

**Response by Brethren:** So mote it be.

*Installing Grand Marshal, or Stewards, if they are used, will conduct the Grand Chaplain to his seat.*

**Past Grand Master:** I will now administer the obligation: You do each solemnly promise, in the presence of Almighty God and the members of the Grand Lodge, that you will, to the best of your ability, faithfully and impartially perform all the duties incumbent on the office or station to which you have been elected or appointed; that you will conform to the constitution, laws, rules, and regulations of the Most Worshipful Grand Lodge, Ancient Free and Accepted Masons of Nebraska; and that you will enforce a strict obedience to the same from all, subject to your Masonic authority.

**Response from Officers:** I do so promise.

**Past Grand Master:** \* *seats the Officers and audience*

**Past Grand Master:** Brother Grand Marshal, you will present for installation the Grand Master-Elect.

*The Grand Marshal, or Stewards, will conduct the Grand Master-Elect to the Altar.*

**Grand Marshal:** Most Worshipful Past Grand Master, I have the pleasure of presenting for installation Brother \_\_\_\_\_, who has been duly elected Most Worshipful Grand Master of the Most Worshipful Grand Lodge, Ancient Free and Accepted Masons of Nebraska.

**Past Grand Master:** Most Worshipful Brother, we most cordially congratulate you upon your election to this, the most distinguished and important office within the gift of Masons. The confidence reposed in you by the members of the Grand Lodge in electing you to this high and important position is an ample guarantee to the Masonic World of your wisdom and your worth. You cannot my Brother, but be aware of the deep and solemn importance of the office you are now about to assume, nor of the many cares and perplexities which attend its unequalled honors. These perplexities however, will be greatly alleviated by the affectionate regard and ready assistance of your Brethren, who have full confidence that you will discharge the important duties of your station with credit to yourself and honor to the Fraternity.

Brother Grand Marshal, you will now invest the Grand Master-Elect with the Jewel of his office.

*Installing Past Grand Master moves from the East to the Altar.*

**Past Grand Master:** I also present you with the gavel, the emblem of your Masonic authority, and welcome you (*clasps his hand*) to the East of the Most Worshipful Grand Lodge of Nebraska, and ask the privilege of being the first to assure you of my fealty and obedience.

*The Grand Master-Elect is then covered by the Grand Marshal, or Stewards, if they are used. The installing officer uncovers and conducts the Grand Master to the East.*

**Past Grand Master:** I now Hail, Salute, and Proclaim you Grand Master of the Most Worshipful, the Grand Lodge, Ancient Free and Accepted Masons of Nebraska.

*Installing Past Grand Master raises brethren with three raps of the gavel. \* \* \**

**Past Grand Master:** Brethren of the Grand Lodge, behold your Grand Master. Most Worshipful Grand Master, behold your Brethren.

*The Brethren face the Grand Master, assume the Cross of the Good Shepherd, and bow slightly. The Grand Master responds by touching his breast with the gavel.*

**Past Grand Master:** Brethren, join me in saluting Him with the Grand Honors by Three times Three. Together brethren.

*Installing Past Grand Master seats the brethren. \**

**Past Grand Master:** Brother Grand Marshal, you will present for installation the Deputy Grand Master-Elect, then each of the remaining Grand Lodge Officers, in order of their rank.

*The Grand Marshal will present each of the officers, in the order of their rank, in the same manner as the Grand Master and seat the officers after their installation. If Grand Stewards are used, they may assist in this and seat the officers after their installation. Appropriate music during floor movements will enhance the ceremony.*

### **Deputy Grand Master**

Right Worshipful Brother, the office to which you have been elected is one of high dignity; and may become one of great importance; for in the absence of the Grand Master from the communications of the Grand Lodge, or from the limits of its jurisdiction, you are by law, invested with his powers, and may exercise his comprehensive prerogatives. In view of such emergencies, allow us to remind you of the duty that may devolve on you, and the necessity of being thoroughly prepared to fill this distinguished position, with honor to yourself and credit to the Craft. I now, with much pleasure, invest you with the jewel of your office. You will now assume your seat at the right of the Grand Master in the East.

### **Grand Senior Warden**

Right Worshipful Brother, by the suffrages of the members of the Grand Lodge, you have been elected their Grand Senior Warden. Be assiduous in the performance of your duties, so that you may be a strength and support to the Grand Master. I now invest you with the jewel of your office. In the absence of your superior officers, you will govern the Craft. While in your present station, LOOK WELL TO THE WEST.

### **Grand Junior Warden**

Right Worshipful Brother, your Brethren have shown their confidence in your fidelity, by electing you their Grand Junior Warden; it affords me much pleasure to invest you with the jewel of your office. Your previous devotion to the duties of Freemasonry is a sufficient guarantee that you will be a vigilant warden, and that you will LOOK WELL TO THE SOUTH.

### **Grand Secretary**

Right Worshipful Brother, with extreme pleasure I invest you with your jewel, as Grand Secretary of the Grand Lodge, and place in your charge its archives and records. The duties of Grand Secretary have generally been performed with distinguished ability and untiring industry, and I have a firm belief that the same devotion to duty will continue unchanged.

### **Grand Deacons**

Worshipful Brethren, I now invest you, as Grand Senior and Grand Junior Deacon of the Grand Lodge, with the jewel of your office, and with these rods as emblems of your authority. You will act as messengers of the Grand Master and Grand Wardens in the more active duties of the Grand Lodge. Your devotion to Freemasonry will prompt you to vigilance in the performance of your duties.

### **Grand Chaplain**

Very Worshipful Brother, I have the pleasure of investing you with the jewel of your sacred office. In the discharge of your duties, you will be required to lead the devotional exercises of our Grand Communication, and perform the sacred functions of your calling at our public ceremonies. The profession which you have chosen for your calling in life, is the best guarantee that you will discharge the duties of your office with fidelity and fervency. Your station in the Grand Lodge is in the East, and on the left of the Grand Master.

### **Grand Orator**

Worshipful Brother, you have been appointed Grand Orator. I invest you with the jewel of your office. Your reputation as a wise and discreet Freemason has designated you for this position of distinction. You enter upon the discharge of the duties of your office with the assurance of the confidence and respect of your Brethren. Be it your care to merit this high regard, ever bearing in mind the first lesson in Masonry: "Truth is a divine attribute, and the foundation of every virtue."

### **Grand Historian**

Worshipful Brother, you have been appointed Grand Historian of this Grand Lodge. I now invest you with the jewel of your office. It is your duty to record the history of the Grand Lodge and to make note of its important doings. You are enjoined by your Brethren to preserve for posterity those matters that should not be permitted to escape the memory of all good Masons.

### **Grand Custodian**

Worshipful Brother, you have been appointed Grand Custodian of this Grand Lodge I now invest you with the jewel of your office. It is your duty to instruct the craft; to communicate light and information to the uninformed; to preserve our ritual and our traditions in the memory of the Fraternity; and by your instructions to the constituent lodges, to illustrate the genius and vindicate the principles of our institution. It is to be presumed that one whom the Grand Master has thought capable of discharging so important and difficult a trust will require no admonitions to the proper performance of his duties. Let it be your object, while enjoining upon the members of this time-honored fraternity a faithful regard for its obligations, to impress the world, at large, with a favorable opinion of its good effects.

### **Grand Marshal**

Worshipful Brother, I now invest you with your jewel as Grand Marshal of this Grand Lodge, and present you with this Baton, the symbol of your authority. You will make all proclamations directed by the Grand Master, and will arrange and conduct the processions of this Grand Lodge. Your regard for the order will prompt you in the faithful discharge of your duties.

### **Grand Stewards**

Worshipful Brethren, I invest you, as Grand Senior and Grand Junior Steward of the Grand Lodge, with the jewel of your office, and with these rods as emblems of your authority. You are to assist the Deacons and other officers in performing their respective duties. It will be your duty to extend to visiting brethren such attentions as circumstances may suggest. Your devotion to Freemasonry will prompt you to vigilance in the performance of your duties.

### **Grand Tyler**

Worshipful Brother, your office is a most important one and requires an unremitting watchfulness and care. It is your duty to keep off all cowans and eavesdroppers. Be vigilant and see that none pass or re-pass without proper qualifications and due permission. You will now be invested with the jewel of your office and this Sword, the Ancient Symbol of the Tyler, and repair to your place.

### **Personal Representatives of the Grand Master**

Worshipful Brethren, I invest you as Personal Representatives of Grand Master of the Grand Lodge, with the jewel of your office. You will act as representatives of the Grand Master in the more active duties of the Grand Lodge. Your devotion to Freemasonry will prompt you to vigilance in the performance of your duties.

### **Grand Musician**

Worshipful Brother, you have been appointed Grand Musician of this Grand Lodge and will now be invested with the jewel of your office. Under the direction of the Grand Master, you will conduct the musical services of the Grand Lodge. As harmony is the strength and support of all societies, so may it continue to strengthen and support our institution.

**Past Grand Master:** Brother Grand Marshal, I now declare the several officers of the Most Worshipful, the Grand Lodge, Ancient Free and Accepted Masons of Nebraska, installed in due and ample form. You will, therefore, proclaim the same to the Brethren, that they having due notice thereof, may govern themselves accordingly.

*Past Grand Master raises Brethren only with three raps of the gavel. \* \* \**

**Grand Marshal:** In the name, and by the authority of the Most Worshipful, the Grand Lodge of Ancient Free and Accepted Masons of Nebraska, I hereby proclaim the officers of the Grand Lodge duly installed.



**Past Grand Master:** Brethren of the Grand Lodge, join in giving the Grand Honors, by three times three. Together Brethren. (After *which he seats the assembly, with one rap of the gavel*)  
\*

*Brief comments or a suitable program may be in order at this time.*

**Grand Master:** This concludes the Installation of the \_\_\_\_\_ Grand Lodge Officers.

Please remain seated until the \_\_\_\_\_ Grand Lodge Officers and their ladies have exited the room.

## Year-Pin Presentations

### The Fifty-Year Pin Ceremony

*Authorized ceremony for the presentation of the Fifty Year Pin, which is presented by the Grand Lodge of the Most Ancient and Honorable Fraternity of Free and Accepted Masons of Nebraska, to all members of Lodges in the Jurisdiction, who have been Master Masons for fifty years or more.*

“For Thou, O God, hast heard my vows; Thou hast given me the heritage of those that fear Thy name.”

Throughout the pages of that revered volume which is the Great Light of Masonry, length of life is held up as a reward to the righteous. The Psalmist sings, “The days of our years are three score years and ten.” This has come to be regarded as the standard of the usual allotment of the time of earthly existence, and “if by reason of strength they be four score years,” we consider that the additional days are the heritage of those that fear the name of the Lord.

To be eligible to receive a “Fifty Year” badge of service in Masonry, the recipient must have passed the traditional boundary line and entered upon the years which are the heritage of the faithful and which, of all the years of life, hold the richest and most coveted blessings.

The life of a Mason may be divided into three distinct stages.

In youth, he serves with enthusiasm. Intolerant of orderly progress, he attempts to right the wrongs of the world by the sheer force of his passionate zeal for service. This stage contributes to progress and keeps our institution a living, vital power in advancing civilization.

In middle life, the enthusiast becomes the calm assured leader among the craftsmen. He has learned the wisdom of restraint and the advantages of following the traveled pathways. He watches for sign posts and proceeds with care, that he may not lead the younger or weaker brethren into paths too difficult for them to follow. This stage gives to our institution its stability, and assures its permanence.

Age, the heritage of those who have passed successfully through the previous periods, is the stage of wisdom and reflection. It is the time of fulfillment and the reward for fidelity. Not until man has passed through the turmoil of youth and the plodding, less eventful period of his adult years, can he fully evaluate the true meaning of Masonry, the part it plays in the building of men, the influence of a God-fearing institution in a world of selfish striving. Age, then, gives Masonry its meaning and proves its worth.

Brother Senior Deacon: \* You will present Brother \_\_\_\_\_ to the East.

Brother \_\_\_\_\_, the records show that you have been a Master Mason in good standing, for a period of fifty years.

For half a century, you have given of yourself, of your substance, and of your devotion to Masonry. You can look back upon a lifetime of service to the Fraternity; you have assisted the widow and the orphan; you have promulgated the virtues of the brotherhood; you have protected its good name. Your fidelity entitles you to the admiration and to the esteem of your brethren, in your own lodge and in the Grand Jurisdiction of Nebraska.

This emblem of service is the evidence of that appreciation which the Grand Lodge wishes to express to you; it sets you apart as an example of fidelity, that holiest of all good things which abide in a human breast.

Your period of service is not yet ended. May you continue for many more years, to enjoy the companionship of your brethren, and to inspire them to deeds of valor as well as to the faithful performance of the duties to which their Masonic vows commit them.

As you wear this badge, wear it with pride which comes from the performance of duty; the pride which is the reward of faithful service.

May you long enjoy the heritage of those that fear the name of the Lord.

*\* One rap to seat the Senior Deacon and the recipient.*

## The Fifty Five-Year Pin Ceremony

*Authorized ceremony for the presentation of the Fifty Five-Year Pin, which is presented by the Grand Lodge of the Most Ancient and Honorable Fraternity of Free and Accepted Masons of Nebraska, to all members of Lodges in the Jurisdiction, who have been Master Masons for fifty five years or more.*

To be eligible to receive a “Fifty Five Year” badge of service in Masonry, the recipient must have passed the traditional boundary line and entered upon the years which are the heritage of the faithful and which, of all the years of life, hold the richest and most coveted blessings.

The life of a Mason may be divided into three distinct stages.

In youth, he serves with enthusiasm. Intolerant of orderly progress, he attempts to right the wrongs of the world by the sheer force of his passionate zeal for service. This stage contributes to progress and keeps our institution a living, vital power in advancing civilization.

In middle life, the enthusiast becomes the calm assured leader among the craftsmen. He has learned the wisdom of restraint and the advantages of following the traveled pathways. He watches for sign posts and proceeds with care, that he may not lead the younger or weaker brethren into paths too difficult for them to follow. This stage gives to our institution its stability, and assures its permanence.

Age, the heritage of those who have passed successfully through the previous periods, is the stage of wisdom and reflection. It is the time of fulfillment and the reward for fidelity. Not until man has passed through the turmoil of youth and the plodding, less eventful period of his adult years, can he fully evaluate the true meaning of Masonry, the part it plays in the building of men, the influence of a God fearing institution in a world of selfish striving. Age then, gives Masonry its meaning and proves its worth.

Brother Senior Deacon: \* You will present Brother \_\_\_\_\_ to the East.

Brother \_\_\_\_\_, the records show that you have been a Master Mason in good standing for a period of fifty five years. Your fidelity entitles you to the admiration and esteem of your brethren, in your own lodge, and in the Grand Jurisdiction of Nebraska. This emblem of service is the evidence of that appreciation which the Grand Lodge wishes to express to you; it sets you apart as an example of fidelity, that holiest of all good things which abide in a human breast.

*(Pin award on recipient, or have family member pin it on.)*

As you wear this badge, wear it with pride which comes from the performance of duty; the pride which is the reward of faithful service.

\* *One rap to seat the Senior Deacon and the recipient.*

## The Sixty-Year Pin Ceremony

*Authorized ceremony for the presentation of the Sixty-Year Pin, which is presented by the Grand Lodge of the Most Ancient and Honorable Fraternity of Free and Accepted Masons of Nebraska, to all members of Lodges in the Jurisdiction, who have been a Master Mason for sixty years or more.*

Throughout Masonry's sacred volume, length of life is held up as a reward to the righteous. In this frame of reference the Lord spoke to the young King Solomon in I Kings 3:14 these words of assurance: "And if you wilt walk in my ways, keeping my statutes and commandments,.....then I will lengthen thy days."

Longevity of life in the service of God and our fellow men is truly a most wonderful attainment and privilege. We are both pleased and proud to recognize and honor you today for having been a Master Mason in good standing for a period of sixty years! The recipient of a sixty-year pin of Masonry has encountered many stresses and trials in life, as well as experienced times of happiness and successful living. Your fidelity and loyalty to Masonry, in good and bad times, for over sixty years entitles you to be held in high esteem by your brethren. May you continue for many more years to serve your fellowmen in counseling and inspiring them by your good example and wisdom.

Brother \_\_\_\_\_, this sixty-year pin is a gift from the Most Worshipful Grand Lodge, Ancient Free and Accepted Masons of Nebraska, as a treasured honor to you and in recognition of your loyal and dedicated service in Masonry for these many years.

I am confident that you will not become weary in your well doing. In conclusion, I share with you on this very special occasion in your life, these most appropriate words of the beloved English poet Browning, which he wrote more than a century ago:

"Grow old along with me  
The best is yet to be;  
The last of life for which the first was made,  
Our time is in His hands who saith,  
A whole, I planned,  
Trust God, See all, and be not afraid."

It is most appropriate that this emblem of service, the precious sixty-year pin of Masonry, which you shall now receive, shall set you apart as an honorable and distinguished Mason among your brethren.

*(The pin is now pinned; the recipient is invited to respond; the following conclusion is optional).*

Brother \_\_\_\_\_, your sixty years as a Mason merits not only recognition by your brethren and the Grand Lodge of Nebraska, but it also merits an acknowledgement of gratitude to the Supreme Architect of the Universe for His gracious mercy and providential

care. Therefore, let us join in the spirit and truth in that benedictory prayer from the Great Light of Masonry, (Numbers 6:24-27).

“The Lord bless thee, and keep thee,  
The Lord make his face to shine upon thee,  
And be gracious unto thee,  
The Lord lift up his countenance upon thee  
And give thee peace.”

**Amen.**

## The Sixty Five-Year Pin Ceremony

*Authorized ceremony for the presentation of the Sixty Five-Year Pin, which is presented by the Grand Lodge of the Most Ancient and Honorable Fraternity of Free and Accepted Masons of Nebraska, to all members of Lodges in the Jurisdiction, who have been a Master Mason for sixty-five years or more.*

Throughout Masonry's sacred volume, length of life is held up as a reward to the righteous. In this frame of reference the Lord spoke to the young King Solomon in I Kings 3:14 these words of assurance: "And if you wilt walk in my ways, keeping my statutes and commandments,.....then I will lengthen thy days."

Longevity of life in the service of God and our fellow men is truly a most wonderful attainment and privilege. We are both pleased and proud to recognize and honor you today for having been a Master Mason in good standing for a period of sixty-five years! The recipient of a sixty-five year pin of Masonry has encountered many stresses and trials in life, as well as experienced times of happiness and successful living. Your fidelity and loyalty to Masonry, in good and bad times, for over sixty-five years entitles you to be held in high esteem by your brethren. May you continue for many more years to serve your fellowmen in counseling and inspiring them by your good example and wisdom.

Brother \_\_\_\_\_, this sixty-five year pin is a gift from the Most Worshipful Grand Lodge, Ancient Free and Accepted Masons of Nebraska, as a treasured honor to you and in recognition of your loyal and dedicated service in Masonry for these many years.

It is most appropriate that this emblem of service, the precious sixty-five year pin of Masonry, which you shall now receive, shall set you apart as an honorable and distinguished Mason among your brethren.

*(The pin is now pinned; the recipient is invited to respond; the following conclusion is optional).*

Brother \_\_\_\_\_, your sixty-five years as a Mason merits not only recognition by your brethren and the Grand Lodge of Nebraska, but it also merits an acknowledgement of gratitude to the Supreme Architect of the Universe for His gracious mercy and providential care. Therefore, let us join in the spirit and truth in that benedictory prayer from the Great Light of Masonry, (Numbers 6:24-27).

"The Lord bless thee, and keep thee,  
The Lord make his face to shine upon thee,  
And be gracious unto thee,  
The Lord lift up his countenance upon thee  
And give thee peace."

**Amen.**

## The Seventy-Year Pin Ceremony

*It is desirable that the recipient of the seventy-year pin be first introduced by relating his membership, offices held, and activities in his Masonic Lodge, appendant bodies of Masonry, his profession or business, and his service to his community, his church, and his country.*

Throughout Masonry's sacred volume, length of life is held up as a reward to the righteous. In this frame of reference the Lord spoke to the young King Solomon in I Kings 3:14 these words of assurance: "And if you wilt walk in my ways, keeping my statutes and commandments,..... Then I will lengthen thy days."

Longevity of life in the service of God and our fellowmen is truly a most wonderful attainment and privilege. We are both pleased and proud to recognize and honor you today for having been a Master Mason in good standing for a period of seventy years! The recipient of a seventy-year pin of Masonry has encountered many stresses and trials in life, as well as experiencing times of happiness and successful living. Your fidelity and loyalty to Masonry, in good and bad times, for over seventy years entitles you to be held in high esteem by your brethren.

Brother \_\_\_\_\_, this seventy-year pin is a gift from the Most Worshipful Grand Lodge, Ancient Free and Accepted Masons of Nebraska, as a treasured honor to you and in recognition of your loyal and dedicated service in Masonry for these many years.

It is most appropriate that this emblem of service, the precious seventy-year pin of Masonry, which you shall now receive, shall set you apart as an honorable and distinguished Mason among your brethren.

*(The pin is now pinned; the recipient is invited to respond; the following conclusion is optional).*

Brother \_\_\_\_\_, your seventy years as a Mason merits not only recognition by your brethren and the Grand Lodge of Nebraska, but it also merits an acknowledgement of gratitude to the Supreme Architect of the Universe for His gracious mercy and providential care. Therefore, let us join in the spirit and truth in that benedictory prayer from the Great Light of Masonry, (Numbers 6:24-27).

"The Lord bless thee, and keep thee,  
The Lord make his face to shine upon thee,  
And be gracious unto thee,  
The Lord lift up his countenance upon thee  
And give thee peace."

**Amen.**



## The Seventy Five-Year Pin Ceremony

*It is desirable that the recipient of the seventy five-year pin be first introduced by relating his membership, offices held, and activities in his Masonic Lodge, appendant bodies of Masonry, his profession or business, and his service to his community, his church, and his country.*

Throughout Masonry's sacred volume, length of life is held up as a reward to the righteous. In this frame of reference the Lord spoke to the young King Solomon in I Kings 3:14 these words of assurance: "And if you wilt walk in my ways, keeping my statutes and commandments,..... Then I will lengthen thy days."

Longevity of life in the service of God and our fellowmen is truly a most wonderful attainment and privilege. We are both pleased and proud to recognize and honor you today for having been a Master Mason in good standing for a period of seventy-five years! Your fidelity and loyalty to Masonry, in good and bad times, for over seventy-five years, entitles you to be held in the very highest esteem by your brethren.

Brother \_\_\_\_\_, this seventy five-year pin is a gift from the Most Worshipful Grand Lodge, Ancient Free and Accepted Masons of Nebraska, as a treasured honor to you, and in recognition of your loyal and dedicated service in Masonry for these many years. It is most appropriate that this emblem of service, which you shall now receive, shall set you apart as a rare and distinguished Mason among your brethren.

*(The pin is now pinned; the recipient is invited to respond; the following conclusion is optional).*

Brother \_\_\_\_\_, your seventy-five years as a Mason merits not only recognition by your brethren and the Grand Lodge of Nebraska, but it also merits an acknowledgement of gratitude to the Supreme Architect of the Universe for His gracious mercy and providential care. Therefore, let us join in the spirit and truth in that benedictory prayer from the Great Light of Masonry, (Numbers 6:24-27).

"The Lord bless thee, and keep thee,  
The Lord make his face to shine upon thee,  
And be gracious unto thee,  
The Lord lift up his countenance upon thee  
And give thee peace."

**Amen.**

## The Bronze Jordan Medal

Brother \_\_\_\_\_:

It is our pleasure to present to you, the Bronze Jordan Medal. It is an emblem of service and a time-honored badge of a Mason, representing many years of service to Masonry. We hope that you will accept it with pleasure to yourself and honor to the Fraternity.

Robert Carrel Jordan was the first Grand Master of the Grand Lodge of Masons in Nebraska. He served for three years as Grand Master, beginning in 1857 when Nebraska was still a territory. In 1870, Most Worshipful Brother Jordan moved from Omaha to Grand Island, where he organized Ashlar Lodge number 33 and served as its Worshipful Master for three years.

In recognition of Most Worshipful Brother Jordan's outstanding Masonic achievements and to perpetuate his memory, the Grand Lodge created a bronze Jordan Medal to be awarded to the Master Mason in good standing with the longest period of membership, in each Lodge in Nebraska.

My brother, you received your Entered Apprentice Degree on\_\_\_\_\_.  
You received your Fellow Craft Degree on\_\_\_\_\_. And you received the  
Sublime Degree of the Master Mason on\_\_\_\_\_. Thus my brother, you have  
been a Master Mason for more than\_\_\_\_\_ years.

You have given of yourself, your substance, and your devotion to Masonry. You can look back upon a lifetime of service to the Fraternity. Your fidelity entitles you to the admiration and the esteem of your Brethren.

This emblem of service, this time-honored badge of a Mason, is the evidence of appreciation which\_\_\_\_\_ Lodge expresses, as a treasured honor to you, and in recognition of your loyal and dedicated service to Masonry.

As you accept this Jordan medal, accept it with pride-the pride that is the reward of faithful service

My Brother, please accept our heartiest congratulations.

## The Gold Jordan Medal

Brethren, Family and Friends:

We have assembled to honor Brother \_\_\_\_\_ as the Senior-living Master Mason of the Grand Lodge A.:F.: & A.:M.: of Nebraska.

When a Mason receives his white leather apron, he is told the lambskin or white leather apron is an emblem of innocence and the badge of a Mason. We are instructed to keep its surface unspotted by the world. Now, we compliment the badge of a Mason worn by Brother \_\_\_\_\_ with the Gold Jordan Medal, that distinction given to the Master Mason with the longest service to the fraternity in Nebraska.

Robert Carrel Jordan was elected the first Grand Master of the Grand Lodge A.:F.: & A.:M.: of Nebraska in 1857. Brother Jordan served with distinction for many years in various capacities. In his honor, the first Gold Jordan Medal was crafted in 1907 and presented to past Grand Master Samuel W. Hayes of Mosaic Lodge # 55, Norfolk, on February 13, 1907.

Today, the rich tradition embodied in the Gold Jordan Medal passes to you Brother \_\_\_\_\_. In examining your Masonic Record, we find you received your Entered Apprentice Degree on \_\_\_\_\_. You were passed to the Degree of a Fellow Craft Mason on \_\_\_\_\_, And you were raised to the sublime degree of a Master Mason on \_\_\_\_\_. Thus, my brother, you have been a Mason for more than \_\_\_\_\_ years.

Your longevity merits the esteem of all your Brothers in Nebraska and around the world. As you have worn your apron with pleasure to yourself and honor to the Fraternity, we hope you will find equal pleasure wearing this Gold Jordan Medal.

My Brother, we offer our heartiest congratulations on this milestone.

## Masonic Memorial Service

### Directions

*No lodge of Freemasons shall conduct a Masonic Memorial Service at the death of a person not a Master Mason in good standing at the time of his demise.*

*No person may be interred with the formalities of the Fraternity unless he, before his death, or a relative, or a friend shall have made a request for a Masonic service. Compliance with such a request shall be consonant with the wishes of the immediate family.*

*Having received notice of the death of a brother Master Mason, the Master of the lodge shall confer with the family of the deceased and learn whether a Masonic service is desired. If a Masonic service is requested, the time and the place for the rite shall be mutually determined.*

*A Masonic service may be conducted between the opening and closing of an emergent communication of the lodge having charge of the service. If a lodge convenes for funeral purposes, it shall be formally opened as Master Masons and be recorded as an emergent communication. The Worshipful Master will then announce the object of the meeting and allude to the deceased brother as he may deem proper. The lodge shall be closed immediately after the service has been conducted.*

*An emergent communication may be opened for the first Masonic service of the year and remain open for the balance of that year; on the condition that it must be closed before the Worshipful Master leaves office.*

*For a Masonic service the Secretary shall prepare an obituary roll on which shall be inscribed: the brother's name; date of birth; age; date of initiation, passing, raising or affiliation; and the date of death. The obituary roll shall note that the ceremonies were performed by the lodge and may refer to any other matter deemed appropriate or of special interest to the lodge. If desired the roll may include membership and recognition in Masonic Appendant Bodies. At the proper time, this roll shall be read by the secretary.*

*The Masonic service shall be in addition to the customary religious burial service. The presiding minister of the gospel may exercise the prerogatives commonly conceded to ordained members of the clergy on such an occasion, including the privilege of committal.*

*There are four basic scenarios in which the Memorial Service is presented:*

- 1. As a freestanding service at a funeral home.*
- 2. As a service performed in conjunction with a brief religious visitation service at a funeral home, with a purely religious funeral taking place the following day.*
- 3. As a service in a church, usually preceding an Ordained Clergy performing a religious funeral service. In this circumstance, be particularly sensitive to the fact that the Clergy is in charge, and should be allowed to provide guidance as to how the services will be conducted. Advance coordination with the Clergy is strongly encouraged.*
- 4. As an interment service at the grave site at committal. (Any time Clergy is involved the pastor should present the benediction.)*

*Whenever possible or expedient, the Masonic funeral service shall be conducted under the direction of the Worshipful Master of the lodge of which the deceased brother was a member, or under the auspices of the Worshipful Master of the lodge which performs the rite.*

*The Tyler shall have ready for use the jewels, lambskin, and other properties which are designated for use in the ceremony.*

*The participating officers of the lodge shall wear their respective jewels. A Bible shall be carried by the Chaplain. All Masons who attend the service as a representative group shall wear the Masonic apron in the prescribed manner. No symbols of the Masonic Lodge except those specifically mentioned in the rite or in these directions shall be in evidence at a Masonic funeral service.*

*The Committee on Nebraska Work has ruled that this Masonic Memorial Service is neither esoteric nor monitorial, and is not required to be memorized. At the option of the Worshipful Master, the parts of the service performed by the Chaplain may be omitted. The Interment section may be used if committal is to be performed by the lodge.*

**The brother doing the service:** Brethren and visitors, we have gathered here to commemorate the life and service of our departed Masonic brother\_\_\_\_\_.

*The Worshipful Master may elect at this point to make informal comments about the deceased Brother and his value to the Lodge. If desired, a hymn may be used at the beginning, between the Chaplain's part and the Master's part, and at the end of the service.*

**Chaplain:** A poem by our Brother Rudyard Kipling:

When earth's last picture is painted  
And the tubes are twisted and dried,  
When the oldest colors have faded  
And the youngest critic has died,  
We shall rest, and faith we shall need it  
To lie down for an aeon or two,  
Till the Master of all good workmen  
Shall set us to work anew.  
And those who are good shall be happy;  
They shall sit in a golden chair,  
They shall splash at a ten leagued canvas  
With brushes of Comet's hair.  
They shall find real Saints to draw from,  
Magdalene, Peter and Paul,  
They shall work for an age at a sitting  
And never grow weary at all.  
And only the Master shall praise them  
And only the Master shall blame;  
No one shall work for money  
And no one shall work for fame,  
But each for the joy of the working

And each in his separate star,  
Shall draw the thing as he sees it  
For The God, of the things as they are.

Lord, Thou hast been our dwelling place in all generations, before the mountains were brought forth or even the earth was formed and the world. Even from everlasting to everlasting, Thou art God.

A thousand years in Thy sight are but yesterday when it has passed, and as a watch in the night.

We spend our years as a tale that is told. The days of our years are three score years and ten; and if by reason of strength they be four score years, yet are they filled with labor and sorrow, but they are soon cut off, and we fly away.

So teach us to number our days that we may apply our hearts unto wisdom.

Psalms: 23: The Lord is my shepherd; I shall not want.  
He maketh me to lie down in green pastures: He leadeth me beside the still waters.  
He restoreth my soul: He leadeth me in the paths of righteousness for His name's sake.  
Yea, though I walk through the valley of the shadow of death, I will fear no evil, for Thou art with me; Thy rod and Thy staff they comfort me.  
Thou preparest a table before me in the presence of mine enemies: Thou anointest my head with oil: my cup runneth over.  
Surely, goodness and mercy shall follow me all the days of my life; and I will dwell in the house of the Lord forever.

Let us pray:

Almighty God and Heavenly Father, one dear to our hearts has completed his pilgrimage on this earth. We thank Thee for his life and the memory of his labors among us. May we ever remember that a Divine Providence is in our midst to inspire us to noble endeavors, and to undergird us with strength sufficient for our tasks. Grant us the wisdom to discern the ways of living the abundant and useful life. And, when we have completed our days on earth, may we be raised to the joys of fadeless light in the Kingdom where faith and hope shall have rewarded us with eternal life. And Thine, O Blessed Father, shall be the Glory forever. Amen.

**Worshipful Master:** Friends and Brethren, from time immemorial, it has been the custom of the Fraternity of Ancient Free and Accepted Masons, when requested to do so, to conduct for a departed brother the time-honored ceremony of the Order. We have assembled as Master Masons, to offer this tribute of our affection in the memory of our Masonic brother, \_\_\_\_\_, thereby demonstrating our past esteem for him and our fidelity to the principles of this fraternal order.

Again, we are called to acknowledge the loss of a brother, overtaken by that fate which shall eventually overcome us also. No power or station, no virtue or bravery, no wealth or honor,

no tears of friends or kindred, can avert that destiny. This occasion teaches us the impressive lesson that, ere long, each of us must pass through the valley of the shadow of death, to be known no more among men.

He who is our brother now slumbers in that last unbroken sleep. With him, we have walked the pilgrimage of life; together, we have kept ward and watch in its trials and tribulations. Now he has gone to accomplish, in the profound slumber of death, the destiny of all mankind.

As we see those whom we love passing one by one from among us, we ponder more deeply the mysteries of the promised land, that land to which so many of our loved ones have already gone. They pass in memory before us in a ceaseless procession, and so it will continue until the end of time. No traveler ever returns.

But, is this the end of man and the aspiring hope of a faithful Mason? No! Blessed be God! The Bible, that Great Light in Masonry, reveals the way to eternal life, and bids joy and hope arise to cheer and sustain the departing spirit. It points beyond the valley of the shadow of death and bids us turn our eyes with faith and confidence to the vast and opening scenes of a boundless eternity.

We know that, beyond the veil which we cannot penetrate, lies the promised land. Masons believe in immortality. I am the resurrection and the life, said the Lord. He that believeth in me, though he were dead, yet shall he live; and whosoever liveth and believeth in me shall never die.

*The Secretary will now read the roll, after which the Master continues.*

The lambskin, or white apron, is an emblem of innocence and the badge of a Mason. We display it here in token of our brother's labors in the Craft and in acknowledgment of our kindred sonship with our Heavenly Father.

This evergreen is an emblem of our faith in the immortality of the soul. By it, we are reminded of our high and glorious destiny beyond the grave, and that there dwell in these frail tenements of clay, an immortal spirit, over which death hath no power and the grave no victory.

This occasion teaches us that life's events cannot be foretold, that its mysteries cannot be understood, and that its ultimate end is inevitable. Mindful of life's uncertainty, let us not postpone our preparation for the moment when the summons for our departure shall come, so that we may be ready and unafraid to enter into the presence of that Great Judge to whom the secrets of every life are known. May our remaining years, therefore, reflect boundless charity for our less fortunate neighbor; may our lives give evidence of our faith in the brotherhood of all mankind, and may our hope and confidence in a Divine Providence be rewarded with an eternity for us all.

And, when at last, we stand in the presence of the Master and submit to his judgment our performance of the duties we owe to God, to our neighbors, to our families, and to ourselves,

may it be our reward to hear from Him who sitteth as the Judge Supreme, those welcome words: "Well done, good and faithful servant. Enter thou into the joy of thy Lord."

To you the family and friends, we express our heartfelt sympathy. In this hour of sorrow and bereavement, we offer our most sincere and affectionate consolation. May we assure you, should the time ever come and the need arise, \_\_\_\_\_ Lodge No. \_\_\_\_\_ will be ever ready to assist you.

In this faith, my brethren, we leave our brother in the hands of that One "Who doeth all things well; Who is glorious in holiness, fearful in praises, doing wonders."

**Chaplain:**

One voice, throughout all times, has brought comfort to those in sorrow, when He said: "Lo, I am with you always, even to the end of the world."

It is good to be remembered  
In this world so full of care,  
When our fleeting days are numbered  
And life's burdens hard to bear.  
Just to know there is someone thinking,  
Wondering how you really are  
When your heart is almost sinking  
Neath the waves of dark despair,  
To feel a hand that's firm and tender  
Guiding as you travel on.  
And a still small voice to render  
Words of cheer today is gone.  
It is so good to be remembered  
For the good that we have done,  
When our work on earth is ended  
And in peace we slumber on.

— W. O. Samuelson

Let us Pray:

Let us pray. O Lord our God and our Eternal Father, through your servants and the sacred scriptures, you have revealed to us: "For we know that if our earthly house of this tabernacle were dissolved, we have a building of God, a house not made with hands, eternal in the heavens."

We thank Thee, Dear Lord, for the love that encompasses us, whether in life or in death. In this solemn moment of stress and strain, enable us to hear Thy voice saying: "Fear thou not, for I am with thee; be not dismayed, for I am Thy God."



Sanctify to us the hallowed memories of the past, strengthen and uphold us amid the sorrows of the present, guide and sustain us in the journey of the future, so that we may grow in faith, in love and know the peace of God, which passeth all understanding.

The Lord Bless you and keep you; the Lord make his face to shine upon you and be gracious unto you; the Lord lift up His countenance upon you and give you peace. Amen.

**Response by Brethren:** So mote it be.

### Interment

*The Interment may be used when preceded by the Masonic Memorial Service and there is no minister available.*

Friends and Brethren: In the sacred writings of Holy Scripture in Ecclesiastes 12, these words are expressed: "Because man goeth to his long home, and the mourners go about the streets; or ever the silver cord be loosed, or the golden bowl be broken, or the pitcher be broken at the fountain, or the wheel broken at the cistern, then shall the dust return to the earth as it was; and the spirit shall return unto God who gave it."

Since therefore, Almighty God hath taken unto himself the soul of our brother, we offer this tribute of our affection for him.

And now as our Brother has departed this earthly life, we commit his remains to their final resting place, we commend his spirit to God who gave it, and we cherish his memory in our hearts.

Let us pray. O Lord our God and our Eternal Father, through your servants and the sacred scriptures, you have revealed to us: "For we know that if our earthly house of this tabernacle were dissolved, we have a building of God, a house not made with hands, eternal in the heavens."

We thank Thee Dear Lord, for the love that encompasses us, whether in life or in death. In this solemn moment of stress and strain, enable us to hear Thy voice saying: "Fear thou not, for I am with thee; be not dismayed, for I am Thy God."

Sanctify to us the hallowed memories of the past, strengthen and uphold us amid the sorrows of the present, guide and sustain us in the journey of the future, so that we may grow in faith, in love and know the peace of God, which passeth all understanding.

The Lord Bless you and keep you; the Lord make his face to shine upon you and be gracious unto you; the Lord lift up His countenance upon you and give you peace. Amen.

**Response by Brethren:** So mote it be.

## Rusty Trowel Degree

*The Rusty Trowel Degree is an informal presentation that is given in the lodge room to brethren who have not attended for some time and therefore need a refresher course in the signs of recognition and entry procedures that were taught in the three degrees of initiation. It requires the participation of several lodge members, and the decision to put on the degree should be made by the entire lodge. The Worshipful Master may elect to appoint a Committee to be in charge of preparing the event.*

*The Rusty Trowel Degree is targeted at those members of your lodge who have not attended in quite some time. Mailers and social media should be used to contact those brethren to explain the event and invite them to come. Lodge members should make a conscious effort to contact someone who has not been in Lodge for some time and offer to bring them to the event. To assure that the brother does not get cold feet at the last minute, he should be called two days before the meeting by another brother, who should inform him that he will be picked up and brought to the Masonic lodge for the degree. Designated drivers could bring several Masons with them to the lodge.*

### Objectives

1. To instruct the brethren present in the proper manner of giving the steps, due guards, signs, grips and words of all three degrees; the personal conduct required of them when visiting a lodge; and in the opening and closing of a lodge.
2. To promote Masonic fellowship, and to increase the bond of brotherly love and affection between the brethren present by affording them the opportunity to sit together in a closed session.

### Teaching Procedure

1. Introduce self, and all lodge officers present.
2. Have the attendees introduce themselves, or if you have information about them, introduce them to the other attendees.
3. Announce the Objectives
4. Proceed with presentation

### **Presentation**

*(most easily done with two assistants)*

1. "My brothers, what we are going to do tonight is demonstrate and explain all of the important points of the first three degrees of Freemasonry, which were taught to you in the lessons of the degrees. At the conclusion of tonight's work you should have no difficulty in gaining admission to any Masonic lodge, anywhere in the United States or abroad."

#### **Entered Apprentice:**

1. "Brother \_\_\_\_\_, go to the altar and kneel as you did for your Entered Apprentice Obligation and explain the due form."
2. "Brother \_\_\_\_\_, demonstrate the step and due guard of an Entered Apprentice Mason and explain its allusion"
3. "Brother \_\_\_\_\_, give me the sign of an Entered Apprentice Mason and explain its allusion."

#### **Fellow Craft:**

1. "Brother \_\_\_\_\_, kneel at the altar as you did for your Fellow Craft Obligation and explain the due form."
2. "Brother \_\_\_\_\_, demonstrate the step and due guard of a Fellow Craft Mason and explain its allusion."
3. "Brother \_\_\_\_\_, give me the sign of a Fellow Craft Mason and explain its allusion."

#### **Master Mason:**

1. "Brother \_\_\_\_\_, kneel at the altar as you did for your Master Mason Obligation and explain the due form."
2. "Brother \_\_\_\_\_, demonstrate the step and due guard of a Master Mason and explain its allusion."
3. "Brother \_\_\_\_\_, give me the sign of a Master Mason and explain its allusion."
4. "Brother \_\_\_\_\_, you may rise from the altar now, and thank you for your assistance. Please pair off now for the next phase of instruction."

**Grips:**

1. "Brother \_\_\_\_\_, assist me in demonstrating the grips, and the manner of arriving at them. Brothers, take each other by the grip of an Entered Apprentice Mason."
2. "Brother \_\_\_\_\_, reply for all. What is that?" (*etc., going through all the grips up through the Master Mason pass.*)
3. "My brothers, we have now reviewed the pertinent parts of the 1st and 2nd degrees, and the first half of the 3rd degree. Before proceeding with a review of the second section of the 3rd degree, let's have a quick recap."
  - a. Have everyone demonstrate the steps as a group.
  - b. Have everyone demonstrate the due guards and signs.
  - c. Have everyone demonstrate the grips and words.
4. "Great! Now, if you will all have a seat again, we will proceed with the second section of the Master Mason degree."

**Second Section, MM degree:**

"During this part of the degree, you represented our ancient G.M.H.A. during the building of King Solomon's temple."

1. **Tell the story** (*Consider using the associated PowerPoint slide set to make the presentation more interesting. Download at [www.gln.org](http://www.gln.org).)*
- a. South gate
- b. West gate
- c. East gate
- d. Temple rubble
- e. Burial and acacia placement
- f. The seafaring man
- g. The 12 Fellow Crafts
- h. The search by the 12
- i. The wayfaring man
- j. King Solomon's instructions
- k. Acacia
  1. The capture
- m. The punishment
- n. The search for the body
- o. Grasping the acacia
- p. The grave
- q. The jewel
- r. The report to King Solomon
- s. The procession

- t. The raising (demonstrate)
- u. Stress the five points of fellowship, then convey the substitute word to each brother present, in the proper manner.
- v. Demonstrate the Grand Hailing Sign and words.

“And that, gentlemen, concludes the second section of the Master Mason degree.”

*(Optional)* “We will now review the opening and closing of a lodge:”

- a. Gavel raps
- b. Attitude of prayer
- c. Entering and leaving a lodge at labor
- d. First time visitor procedure

“That's it! Are there any questions? Thank you for attending and remember your next opportunity to come to lodge is \_\_\_\_\_. Would any of you like to be provided a ride to lodge? Brothers \_\_\_\_\_ will arrange for those rides. You are welcome to stay for light refreshments.”



*You may want to advertise during the month prior to the Rusty Trowel Degree to let any Sojourning Masons in your area know what you are doing. It is best not to put all of the information in the ad so that they must call someone in the lodge and you can talk to them and encourage their attendance.*

*A sample ad is shown below.*

*This will possibly bring in some sojourners, but you need to personally contact those members of your lodge who have not attended recently.*

**SOJOURNING MASONS**

Have you not attended your Blue Lodge in years?  
Have you felt unable to attend another Blue Lodge, but would like to?  
Are you afraid you can't gain admittance because your work is too rusty?

Then **Tuesday, March 15<sup>th</sup>** is your night!

Lincoln City Lodge No. 526 will put on a special “Rusty Trowel Degree” that evening. Call the Junior Warden, John Doe, at xxx xxx-xxxx for details.

## **Masonic Protocol**

### **Grand Master Protocol**

This explanation of Masonic Protocol is given to help the Masonic members, Appendant Masonic Bodies and other affiliated organizations understand the proper method, rank, and authority in dealing with the Grand Master of Masons of Nebraska, the proper attire within the lodge, and proper conduct.

The Grand Master is the highest-ranking Masonic authority within the state. His authority is absolute from the close of annual communication to the opening of the next. Only during annual communication is the Grand Master's power and authority exceeded by those of the voting delegates and permanent members of the Grand Lodge as a total body.

The Grand Master has the authority to arrest the activity of any Masonic lodge or appendant Masonic body within the state for good cause as defined in the Grand Lodge Constitution and Bylaws until the next annual communication of the Grand Lodge.

As the highest-ranking Masonic authority within the state, the Grand Master will be introduced last, be last in a procession, and be the last to speak on the program. Only by his permission may an officer of the appendant Masonic bodies be permitted to speak after him. For example, the Imperial Potentate of the Ancient Arabic Order Nobles of the Mystic Shrine or the Supreme Queen of the Daughters of the Nile. Within a lodge meeting, the Grand Master shall also be afforded the same privilege, the only thing done after he speaks is the closing of the lodge.

Protocol also dictates when the Grand Master is introduced or received, all who are able shall rise. At the conclusion of the Grand Master's oration, again, all members shall rise until the Grand Master is seated.

### **Lodge Meetings**

Membership in Masonry is an honor and a privilege, and therefore, when attending a lodge meeting you should dress accordingly. Business casual should be considered as a bare minimum.

When wearing a jacket or coat, the apron is to be worn on the outside or over the garment. Remember, we are proud to be Masons.

When speaking in lodge, stand and address the Worshipful Master, wait until the Worshipful Master acknowledges you, then you may speak. Only one person at a time should be speaking, because decorum governs lodge proceedings.

Food and drink are not permitted within the lodge room.

Sideline conversations should be kept to a minimum. Remember, the brethren performing the work have put in a lot of effort and time into learning it. The least we can do is to show our respect by paying attention as they do their part.

Try to be on time when attending lodge. However, if you are late, the Tyler should assist you in entering the lodge. In his absence, you would give three raps on the door, which will be answered by the Junior Deacon. If a single rap is given, it informs you that no one may enter at this particular time. When three raps are given, the Junior Deacon will open the door, allowing you into the lodge room, where he will give you proper instruction.

Ciphers are not permitted within an open lodge. They are acceptable for practicing at times before and after lodge. Pursuant to Section 1-312 (e) of the Constitution and Bylaws they are not permitted in a tyled lodge.

Electronic Devices: The use of electronic devices, to include cellular phones, computers, tablets, or similar devices is forbidden to be used in a tyled lodge, except for usages that support or relate to the business at hand. Such exceptions would include: consulting personal calendars, displaying lodge business agendas, displaying degree slides, presenting reports and budgets, presenting minutes, and transcribing minutes.

All electronic devices should be shut off or placed in a silent mode prior to entering a tyled lodge. No calls should be made or answered, nor text or email messages received or sent, under any circumstances. If a Brother receives a call, text, or email he has to attend to, he should leave the lodge room, using proper protocol, before receiving/retrieving the call or message.

At the discretion of the Worshipful Master, blatantly ignoring electronic device restrictions could result in a Brother being escorted from the lodge room.

### **Social Media Policy**

Today there are numerous social media applications available. As Masons, it is essential that we remember our individual postings not only reflect our own character and values, but, intentionally or unintentionally, reflect on Masonry. The Grand Lodge's Social Media Policy can be reviewed at <https://www.glne.org/documents/Socialmediapolicy.pdf>.

## Masonic Calendar

**Ancient Craft Masons** commence their era with the creation of the world calling it Anno Lucis (A.:L.:) in the year of light.

**A.:A.:S.: Rite** same as Ancient Craft, except the Jewish Chronology is used Anno Mundi (A.:M.:) in the year of the world.

**Royal Arch Masons** date from the year the second temple was commenced by Zerubbabel — **Anno Inventionis** (A.:I.:) in the year of the discovery.

**Royal and Select Masters** date from the year in which the Temple of Solomon was completed Anno Depositionis (A.:Dep.:) in the year of the deposit.

**Knights Templar** commence their era with the organization of their Order Anno Ordinis (A.:O.:) in the year of the Order.

**Order of High Priesthood** dates from the year of the Blessing of Abraham by the High Priest Melchizedek Anno Benefacto (A.:Beo.:) in the year of the Blessing.

## Rules for Masonic Dates

**Ancient Craft** — Add 4000 years to the common era.

Thus, 1990 and 4000 = 5990.

**A.:A.:S.: Rite** — Add 3760 years to the common era.

Thus, 1990 and 3760 = 5750.

After September add another year.

**Royal Arch** — Add 530 years to the common era.

Thus, 1990 and 530 = 2520.

**Royal and Select Masters** — Add 1000 years to the common era.

Thus, 1990 and 1000 = 2990.

**Knights Templar** — Subtract 1118 years from the Christian era.

Thus, 1118 from 1990 = 872.

**Order of High Priesthood** — Add 1913 years to the Christian era.

Thus, 1990 and 1913 = 3903.